

STAD > Price Book > USA > September 2022



OFFICE
FURNITURE
SOLUTIONS

TABLE OF CONTENTS

SPECIFICATIONS	3	STAD PRICE LIST	23
STAD OFFICE FURNITURE SYSTEM.....	3	WORK SURFACES FOR PLATFORMS.....	23
MODULARITY - DIMENSIONS.....	4	DOUBLE WORK SURFACES FOR PLATFORMS.....	25
CHARACTERISTICS OF THE STAD COLLECTION.....	4	RETURN-SURFACES FOR PLATFORMS.....	26
WORK SURFACES.....	5	SURFACES FOR FREESTANDING TABLES.....	27
BRIDGE-RETURNS, SURFACE-RETURNS, EXECUTIVE RETURNS.....	6	LEG KITS FOR WORK SURFACES.....	28
SURFACES FOR FREESTANDING TABLES AND OCCASIONAL TABLES.....	6	SURFACES FOR OCCASIONAL TABLES.....	28
LEG KITS.....	6	LEG KITS FOR OCCASIONAL TABLE SURFACES.....	29
ELECTRIC HEIGHT ADJUSTABLE TABLES.....	7-8	FREESTANDING HEIGHT ADJUSTABLE TABLES.....	29
FREESTANDING HIGH TABLES.....	8	HEIGHT ADJUSTABLE TABLES FOR PLATFORMS.....	29
PLATFORMS.....	9	FREESTANDING CAFÉ HEIGHT TABLES.....	30
STORAGE MODULES.....	9	JUNCTIONS FOR 2 TO 4 CABINETS.....	31
JUNCTIONS.....	10	JUNCTIONS FOR 1 CABINET.....	33
MULTIMEDIA FURNITURE.....	10	PLATFORMS.....	34
SCREENS.....	11	SHARED STORAGE MODULES.....	35
SEATS AND COUNTERS.....	11	INDIVIDUAL STORAGE MODULES.....	35
ACCESSORIES.....	12	MOBILE PEDESTALS.....	37
WIRE MANAGEMENT.....	13	CUSHIONS.....	37
ELECTRIFICATION.....	13	CREENZA MODULES.....	37
SPECIFICATION RULES.....	14-18	LOCKER AND WARDROBE MODULES.....	38
COMPATIBILITY TABLE OF MODESTY PANELS AND PRIVACY SCREENS.....	19-20	MULTIMEDIA FURNITURE.....	38
CODIFICATION EXAMPLES.....	21	ACCESSORIES.....	39
SPECIFICATION OF OPTIONS AND FINISHES.....	22	SCREENS AND MODESTY PANELS FOR WORK SURFACES.....	39
		SEATS AND COUNTERS.....	40
		ELECTRIFICATION AND WIRE MANAGEMENT SYSTEM.....	41
		SUGGESTIONS	42-47
		TECHNICAL PERFORMANCES	48
		CONVERSION TABLE	48

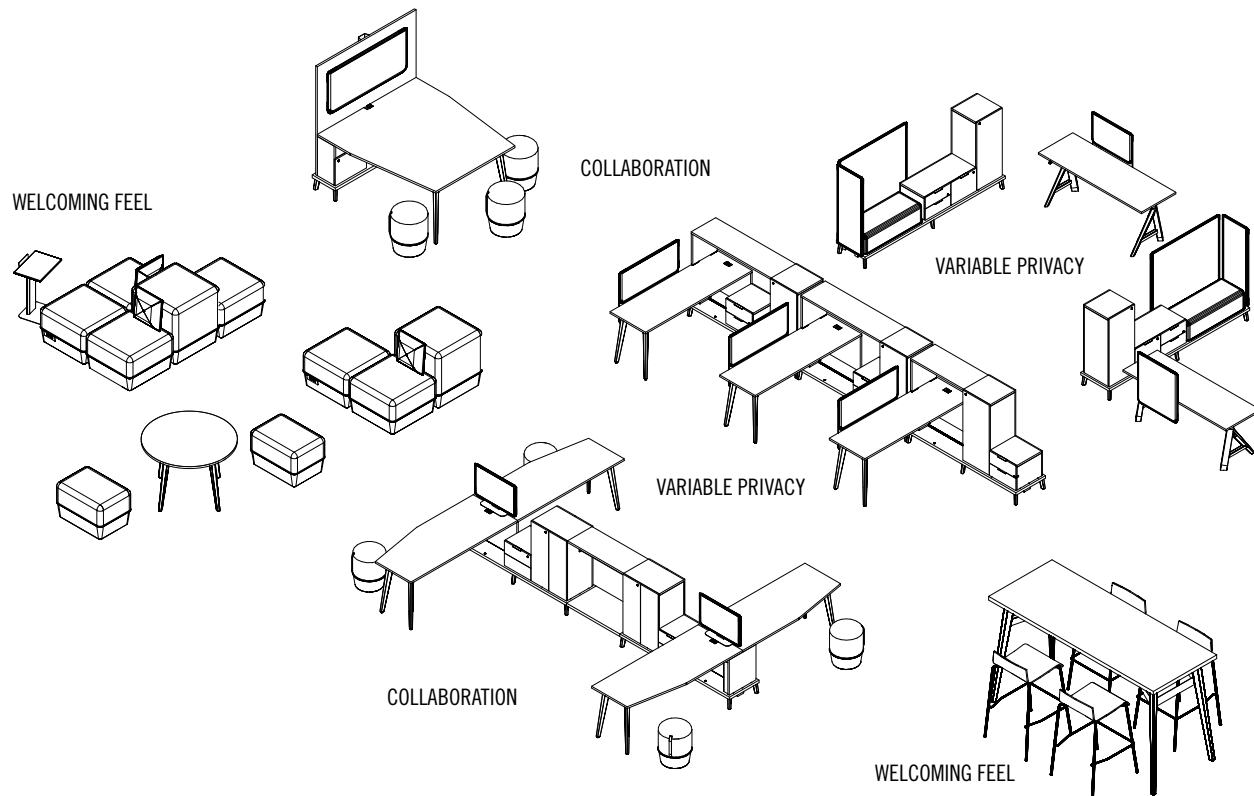
SPECIFICATIONS

STAD OFFICE FURNITURE SYSTEM

STAD is an office furniture system that features a raised platform supporting work surfaces, storage modules, screens and raceways. Easy to specify, this collection can be continuously organized due to the angles of its collaborative surfaces and uneven seats. It seamlessly combines textures due to various materials offered (laminate, metal, wood, fabric, etc.).

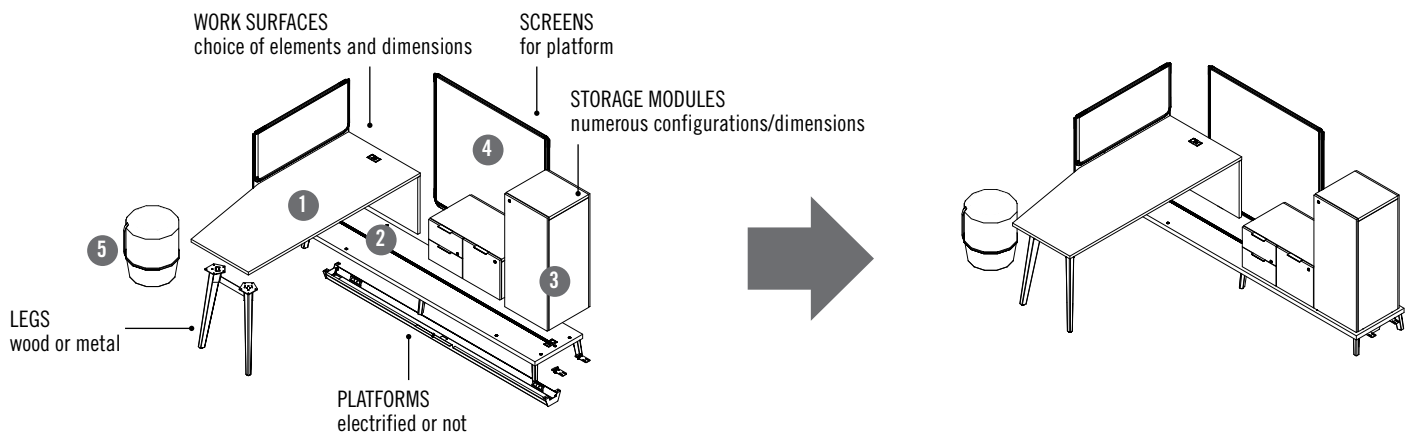
STAD offers solutions based on collaboration, a welcoming feel and variable privacy at the office.

The name STAD means "city" in Dutch and just like in a city, an office space consists of a balance between mixed or distinct work spaces, rest areas, etc.).



How to specify a STAD workstation:

- 1- Choose a work surface and a set of legs (rectangular, collaborative, etc.).
- 2- Choose a platform dimension: 50", 62", 74" or 98" (1250, 1550, 1850 or 2450 mm) and the electrical components (raceways, cables, etc.).
- 3- Choose storage modules according to the needs and to the space available on the platform.
- 4- Add surface screens and/or a screen for a platform.
- 5- Complete the workstation with a chair from United Chair® and a pouf to welcome a visitor.

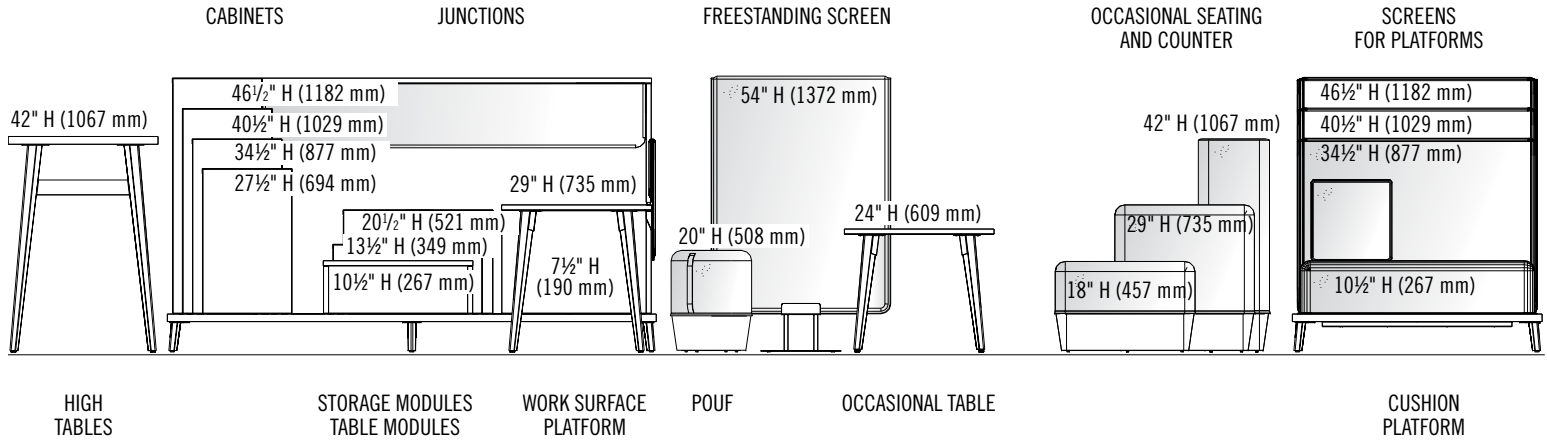


SPECIFICATIONS

MODULARITY - DIMENSIONS

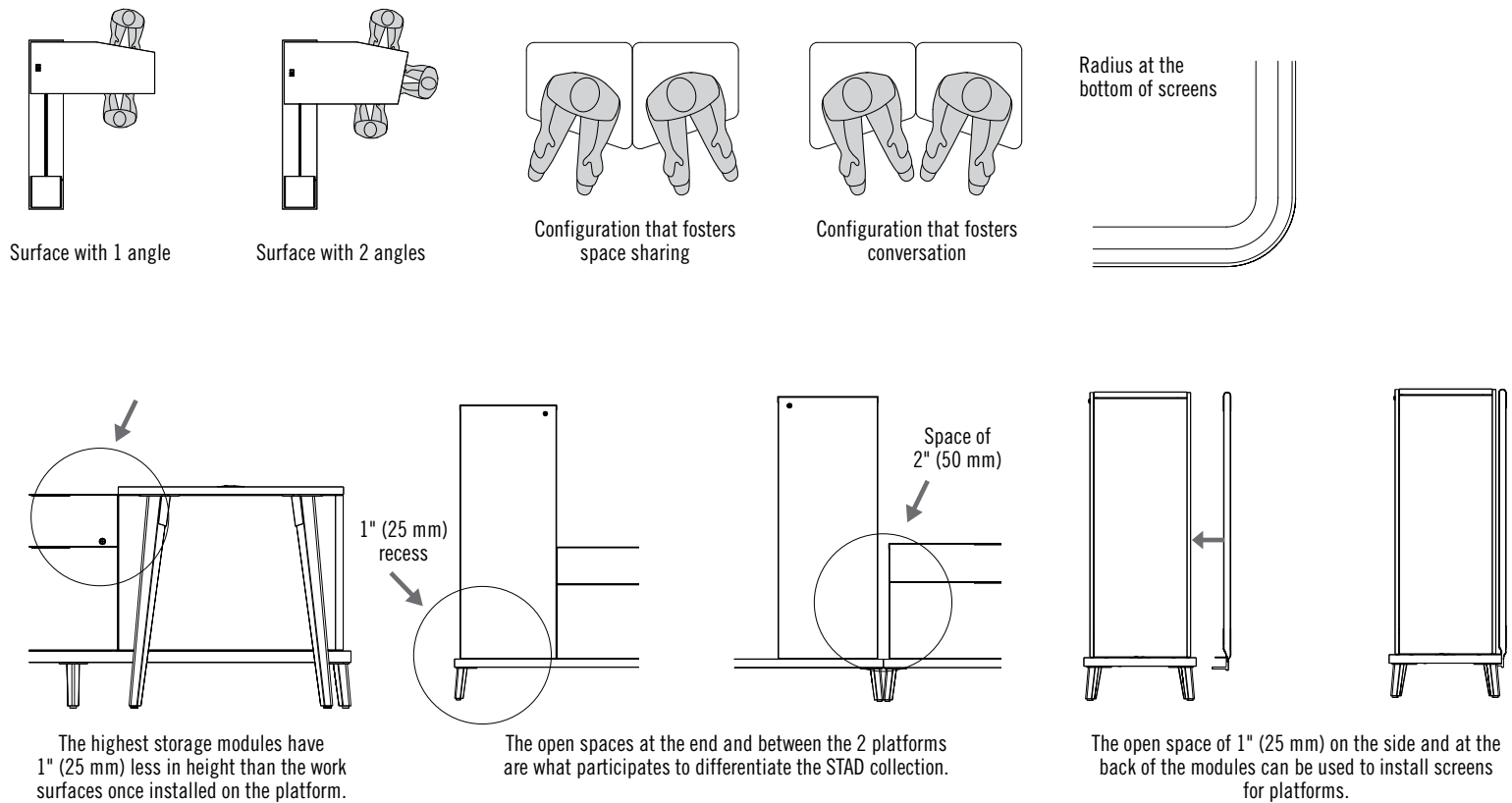
The different STAD components can be aligned at various heights and create visual coherence in the workstations due to their versatility.

Here is an overview of the main heights:



CHARACTERISTICS OF THE STAD COLLECTION

The angles of collaborative surfaces and seats offer better ergonomics and foster interaction among users.



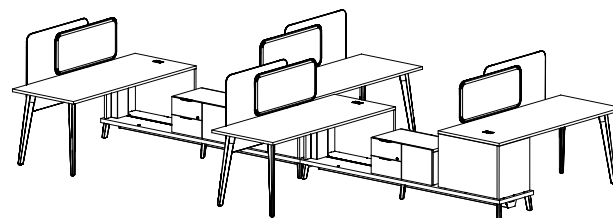
WORK SURFACES

The work surfaces are available in various shapes and sizes and are installed at the end of a platform. With such positioning, the installation of an electric system is possible and wire management to raceways under the platform is easier.

- Top 1" (25 mm) or 1½" (38 mm) thick.
- Choice of thermofused laminate or high-pressure laminate.
- 1 rectangular grommet at the end, silver finish.

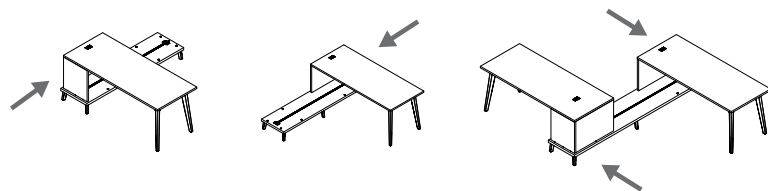
Available with a thermofused module or a technology module installed on the platform and a choice of wood or metal legs of 28" H (711 mm).

* Leg kits must be ordered separately.



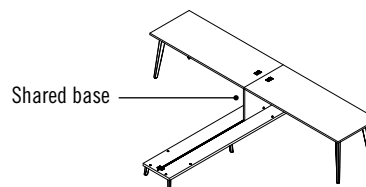
Single work surfaces

The single work surfaces are installed on the left or right side of a platform or can be placed on both sides.



Double work surfaces

The double work surfaces share the same platform with a shared T-shaped base.



Laminate or technology module

The laminate module and the technology module are installed at the end of the platforms. The platforms have metallic inserts to accommodate them. Metal-to-metal connections guarantee the solidity of the installation. The modules can each accommodate a shelf for a laptop (DNNNN-TABLAP) or a set of electric outlets (DNNNS-4DUPC_).

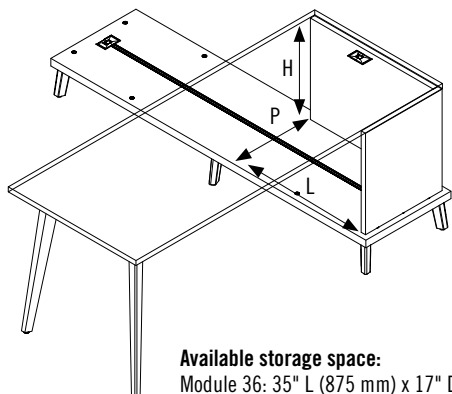
LAMINATE MODULE

- L-shaped configuration, reversible for single rectangular surfaces or T-shaped configuration for double surfaces.
- Panels 1" (25 mm) thick.
- Spacers of 1/8" (3 mm) at the top and bottom.

TECHNOLOGY MODULE

- Panels 1" (25 mm) thick.
- Door 5/8" (16 mm) thick with a smooth edgebanding.
- Spacers of 1/8" (3 mm) at the top and bottom.

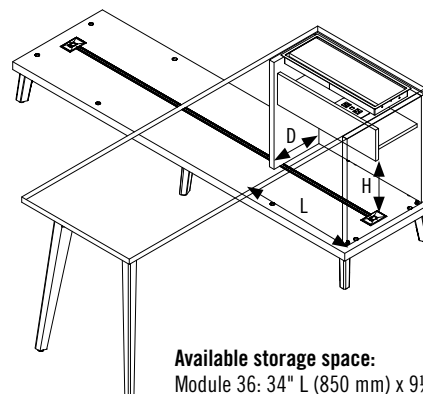
LAMINATE MODULE



Available storage space:

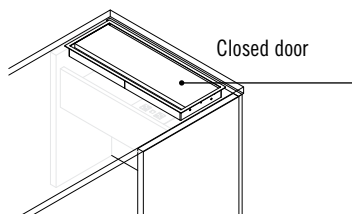
- Module 36: 35" L (875 mm) x 17" D (425 mm) x 20½" H (520 mm)
- Module 30: 29" L (725 mm) x 17" D (425 mm) x 20½" H (520 mm)
- Module 24: 23" L (575 mm) x 17" D (425 mm) x 20½" H (520 mm)

TECHNOLOGY MODULE



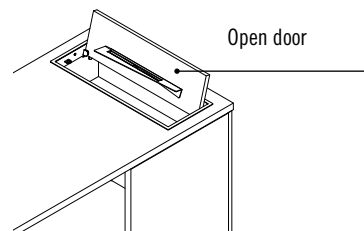
Available storage space:

- Module 36: 34" L (850 mm) x 9½" D (241 mm) x 12" H (520 mm)
- Module 30: 28" L (700 mm) x 9½" D (241 mm) x 12" H (520 mm)
- Module 24: 22" L (550 mm) x 9½" D (241 mm) x 12" H (520 mm)



Closed door

Pivoting door gives access to an electric/communication module. The module contains 2 electric outlets and 2 USB outlets.



Open door

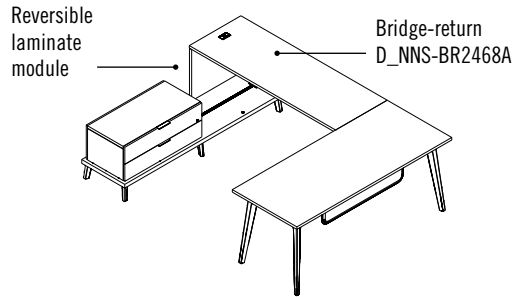
Ledge accommodates small personal electronic devices (tablet, phone, etc.).

SPECIFICATIONS

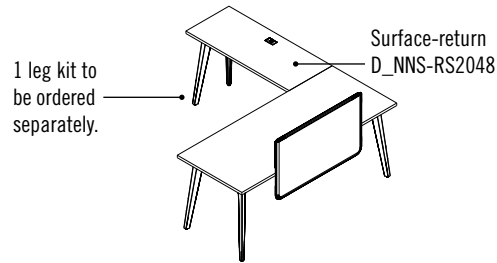
BRIDGE-RETURNS, SURFACE-RETURNS, EXECUTIVE RETURNS

- Top 1" (25 mm) or 1½" (38 mm) thick.
- Thermofused laminate or high-pressure laminate.
- 1 rectangular grommet at the end, silver finish.

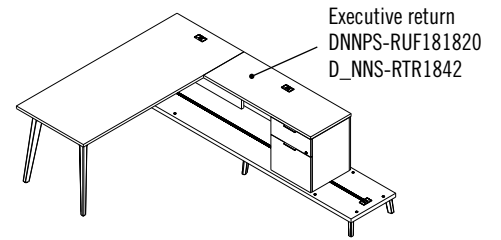
Layout examples:



Bridge-returns are installed at the end of a platform.



Surface-returns are installed on a freestanding table.



Executive returns are installed to a surface and a platform.

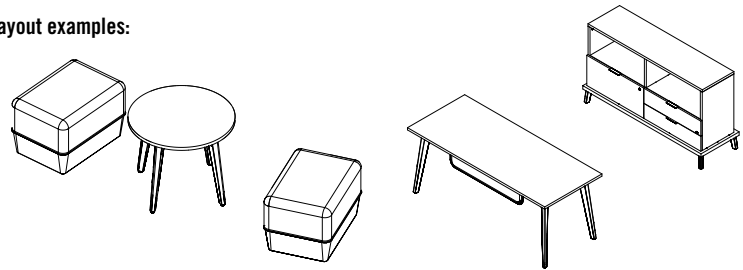
SURFACES FOR FREESTANDING TABLES AND OCCASIONAL TABLES

Surfaces for freestanding tables can be used as part of a workstation or as a table for meetings. The tops for occasional tables can complete a collaborative layout with 18" H (457 mm) seatings.

* Leg kits must be ordered separately.

- Various shapes and dimensions.
- Top 1" (25 mm) or 1½" (38 mm) thick with a smooth edgbanding.
- Choice of thermofused laminate or high-pressure laminate.

Layout examples:



LEG KITS

Legs are installed under work surfaces and tops with metal-to-metal connections. In the price book, the various models valid for each type of surfaces are indicated.

STAD leg - Wood

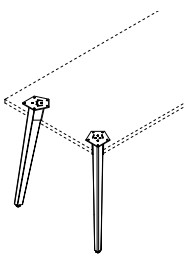
28" H (711 mm) or 23" H (585 mm).

- Solid cherrywood angled leg.
- 2 wood color choices: Wild Cherry (W20) or Terra Cherry (W21).


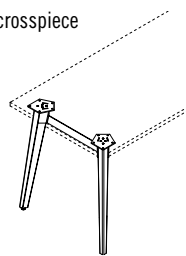
The natural beauty of wood translates into variations of wood grain and markings that make each leg a unique piece.

- Steel connector with choice of 3 finishes: Black (K), Silver (S) or White (W).
- Available with steel connector and crosspiece (non structural) for 28" H (711 mm) legs only.
- Levelers with height adjustment of 1½" H (38 mm).

Connectors




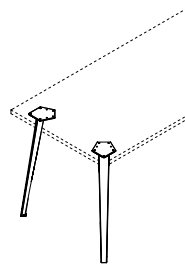
Connectors with crosspiece



STAD leg - Metal

28" H (711 mm) or 23" H (585 mm).

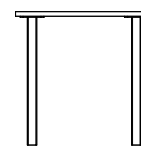
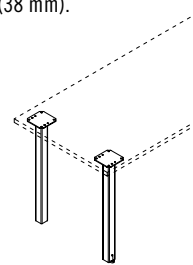
- Angled leg in die cast aluminum.
- Choice of 3 finishes: Black (K), Silver (S) or White (W).
- Levelers with height adjustment of 1½" H (38 mm).



Square leg - Metal

28" H (711 mm) only.

- Square steel tube leg 2" x 2" (51 x 51 mm).
- Choice of 3 finishes: Black (K), Silver (S) or White (W).
- Levelers with height adjustment of 1½" H (38 mm).



ELECTRIC HEIGHT ADJUSTABLE TABLES

Electric height adjustable tables are very easy to use. They encourage active work (sitting/standing) and can be adjusted for users with different heights sharing the same workstation. Various base styles are offered.

Electric height adjustment

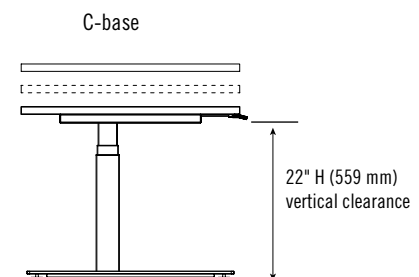
- Control keypad is installed beneath the work surface.
- Operating speed: 1¼" (32 mm) height adjustment per second.
- Sound level: 48 dB.
- Lift capacity of 2 columns: 264 lbs (120 kg).
- Lift capacity of 3 columns: 330 lbs (150 kg).
- Recommended functional load capacity: 125 lbs (56 kg).
- Failure to respect the loads can cause the table/desk to malfunction.
- 120" L (3048 mm) cable with plug for wall outlet.
- Meets CSA and UL standards.



Digital control keypad with memory

Different base styles:

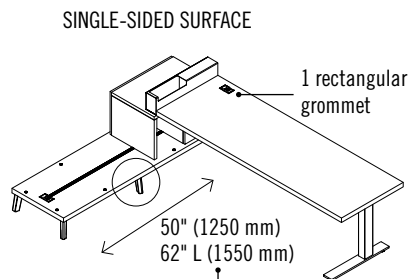
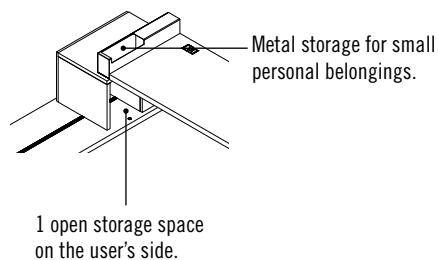
	Integrated base (metal/laminate)	C-base (metal)
TOP 1" (25 mm)		
Lowest position	24" (607 mm)	24" (607 mm)
Highest position	49½" (1257 mm)	49½" (1257 mm)
TOP 1½" (38 mm)		
Lowest position	24½" (620 mm)	24½" (620 mm)
Highest position	50" (1270 mm)	50" (1270 mm)



Electric height adjustable tables - integrated base

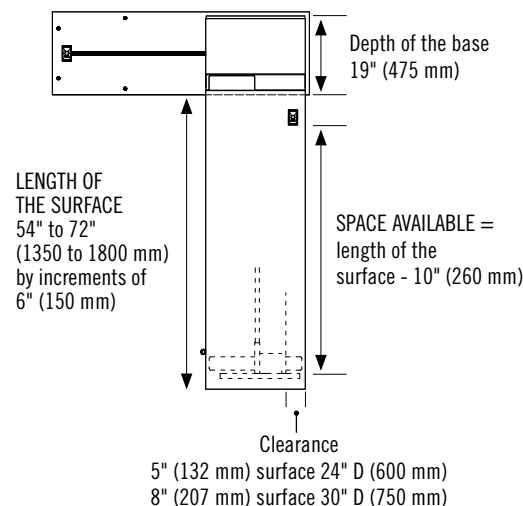
Electric height adjustable tables with integrated base are installed on the left or right side of a platform. They have a metal C-base and a laminate base that conceal the second column of the height setting mechanism of the side of the platform.

- Lengths with base of 70" to 88" (1757 to 2207 mm), by increments of 6" (150 mm), - single-sided surfaces.
- Lengths with base of 123" to 159" (3064 to 3964 mm), - double-sided surfaces
- Depths of 24" and 30" (600 and 750 mm).
- Top 1" (25 mm) or 1½" (38 mm) thick with a smooth edgebanding.
- Choice of thermofused laminate or high-pressure laminate.



If installed on a 50" (1250 mm) or 62" (1550 mm) large platform: a leg kit must be ordered separately.

Measure space available at the front of the surface



ELECTRIC HEIGHT ADJUSTABLE TABLES (cont'd)

Electric height adjustable tables - freestanding

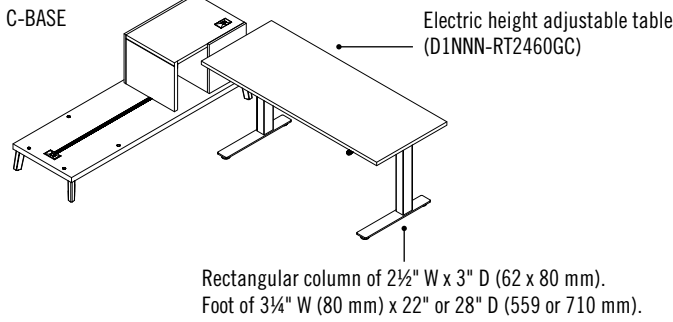
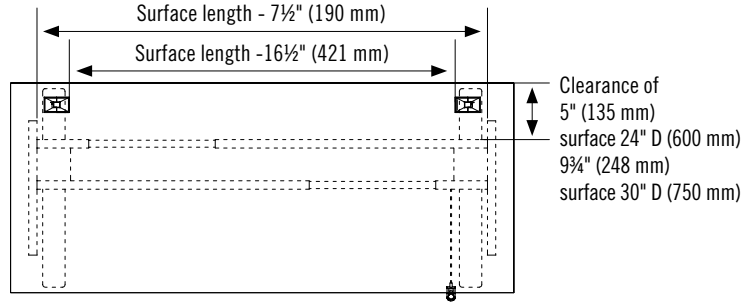
The freestanding tables with electric height adjustment are available with different base types and to connect them to the platform system, a storage module is available.

- Lengths of 54" to 72" (1350 to 1800 mm), in increments of 6" (150 mm).
- Depths of 24" and 30" (600 and 750 mm).
- Top 1" (25 mm) or 1½" (38 mm) thick.
- Choice of thermofused laminate or high-pressure laminate.
- Option of 2 rectangular grommets at the end, silver finish.
- Choice of 3 metal finishes: Black (K), Silver (S) or White (W).
- Levelers with height adjustment of ¾" (20 mm).

OPEN STORAGE MODULES - 13½" H (349 mm)

- 1 electric height adjustable table can be connected to the electric system of the platform.
- Open storage space.
- A set of electrical outlets can be installed (DNNNS-4DUPC_).

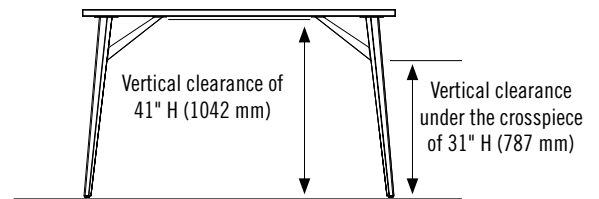
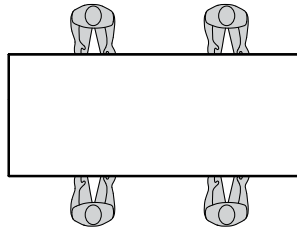
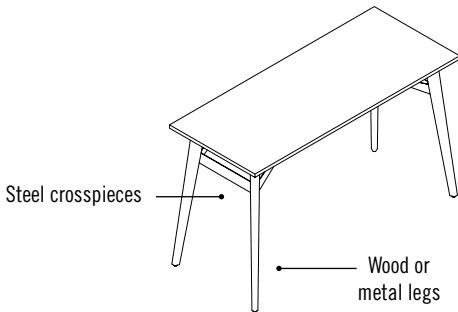
Measure the open space at the front of the work surface



FREESTANDING HIGH TABLES

Rectangular high tables are used in shared lounge areas and collaborative spaces. They can be used to work while standing at both ends or while sitting on stools at the center.

- Widths of 60" to 78" (1500 to 1950 mm), by increments of 6" (150 mm).
- Depths of 24", 30" and 36" (600, 750, 900 mm).
- Top 1" (25 mm) or 1½" (38 mm) thick.
- Choice of thermofused laminate or high-pressure laminate.
- Available with 2 choices of legs: wood with steel crosspieces or all metal.

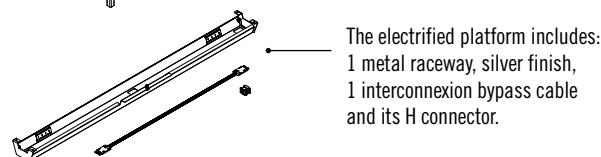
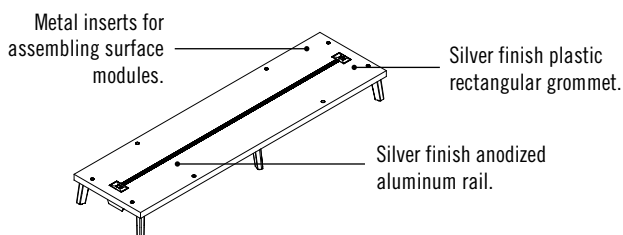
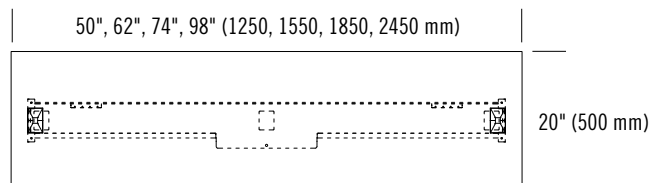


PLATFORMS

The STAD platforms can accommodate work surfaces, storage modules, screens and can be specified with a raceway for wire management and electric cables.

- Available in 4 lengths: 50", 62", 74" and 98" (1250, 1550, 1850 and 2450 mm).
- Depth of 20" (500 mm) and height of 7½" (190 mm).
- Panel 1½" (38 mm) thick.
- Choice of thermofused laminate or high-pressure laminate.
- 98" L (2450 mm) and 74" L (1850 mm) platform: 6 legs.
- 62" L (1550 mm) and 50" (1250 mm) platform: 4 legs.
- The rail allows the positioning and assembly of the components.
- Included with each platform: 2 flush plates.

DIMENSIONS:



SPACE AVAILABLE UNDER THE PLATFORM:



STORAGE MODULES

The storage modules, cabinets, personal storage towers, hutches, lockers and wardrobes cannot be used as freestanding units and must be installed on platforms. The modules used with a 62" L (1550 mm) platform need a 6" (152 mm) leg kit (BTL206_). To be ordered separately.

Construction

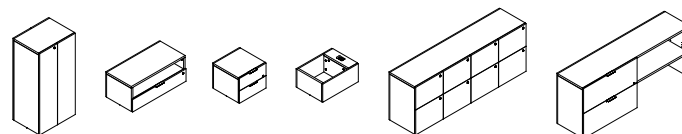
- 1" (25 mm) thick exterior side panels.
- 5/8" (16 mm) thick back and front panels and doors.
- Choice of thermofused laminate or high-pressure laminate for the top.
- 1/8" (3 mm) spacers at the top and bottom.
- "Push-to-open/close" door (without handles). 135° hinges with no spring.
- Extruded handle in silver anodized aluminum on the drawers.
- Drawer with full extension ball bearing suspensions: 100 lbs (45 kg) load capacity.
- File drawer with ball bearing suspensions: 100 lbs (45 kg) load capacity.
- Lateral file drawer with full extension ball bearing suspensions: 150 lbs (68 kg) load capacity.
- Silver finish locks.

Storage modules, personal storage towers and cabinets

- Individual or shared storage modules.
- Various module configurations (drawers, door, bookcase, etc.).
- 4 widths available: 18", 24", 30" and 36" (450, 600, 750 and 900 mm) according to the models.
- 17" and 18" (430 and 450 mm) depths according to the models.
- 10½", 13½", 20½", 27½" (267, 349, 521, 694 mm) heights for the storage.
- 27½", 34½", 40½", 46½" (694, 877, 1029, 1182 mm) heights for the cabinets.
- Spacers of 1/8" (3 mm) at the top and bottom allow different elements to be installed (side shelving, hooks, etc.).
- A cushion can be installed on the top of storage modules (DCU_ _ _ _).

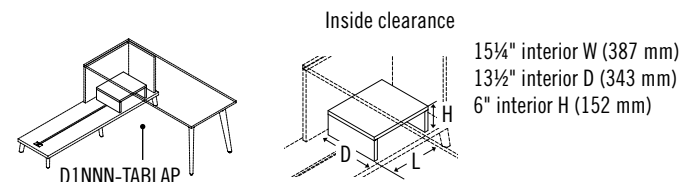
Credenza modules, lockers and wardrobes

- 2 widths available: 60" and 72" (1500 and 1800 mm).
- 18" (450 mm), 17" (430 mm) depths.
- 27½" (694 mm) heights for credenzas and cases.
- 40½" and 46½" (1029 and 1182 mm) heights for lockers.



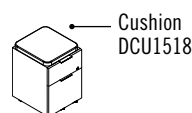
Laptop shelf

- Can be installed on most work surfaces with a thermofused laminate or technology module.
- Must be used with 1 platform.



Mobile pedestal

- Fits under a work surface.
- Can accommodate a cushion.



Mobile pedestal with shelf

- Fits under a work surface.
- 1 fixed metal shelf at the front. Silver finish.
- 1 open space at the front and the back for small personal items.

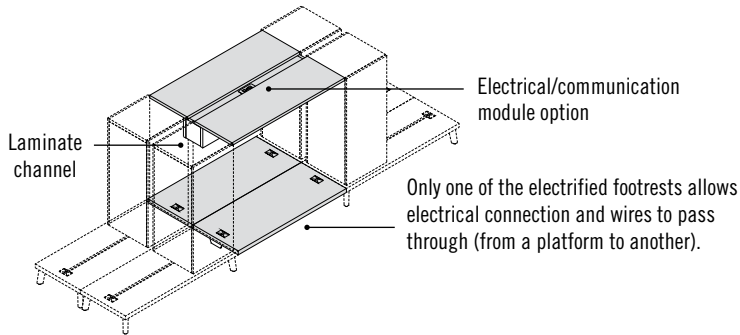


JUNCTIONS

The junctions link two workstations and improve collaboration by offering meeting surfaces.

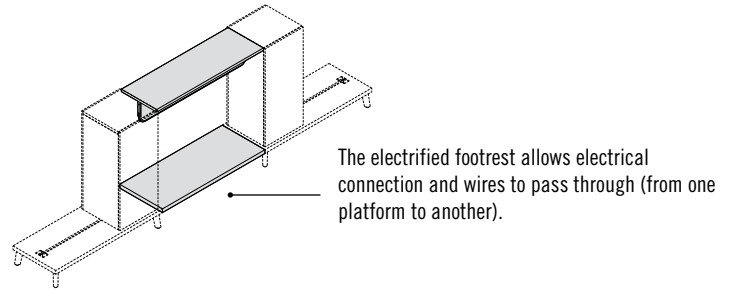
Junctions for 4 cabinets

- Are installed on 4 cabinets of the same height.
- Use with 27½", 34½" H (694, 877 mm) cabinets.
- Top: 1" (25 mm). Choice of thermofused laminate or high-pressure laminate.
- Laminate horizontal channel for wire management.
- Footrest: 1½" (38 mm).
- The electrified version includes 1 raceway and 1 interconnexion bypass cable.
- The option with 1 electrical/communication module includes grommets on the footrest.
- A vertical fabric grommet to hide wires is available. To be ordered separately.



Junctions for 2 cabinets

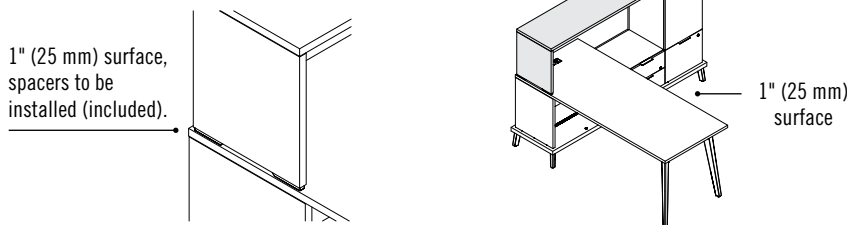
- Must be used with 2 cabinets of the same height.
- Use with 27½", 34½" H (694, 877 mm) cabinets.
- Top: 1" (25 mm). Choice of thermofused laminate or high-pressure laminate.
- Footrest: 1½" (38 mm).
- The electrified version includes 1 raceway and 1 interconnexion bypass cable.
- Height of backs: 8" and 13" H (211, 324 mm).
- Choice of backs: laminate, acrylic or fabric*.
- * The back in fabric must be ordered separately.



Junctions for 1 cabinet

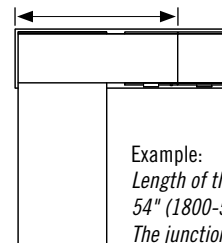
- Must be used with a cabinet and positioned on a surface (height of 29" H (735 mm)).
- Use with 34½", 40½", 46½" H (877, 1029, 1182 mm) cabinets.
- Top: 1" (25 mm). Choice of thermofused laminate or high-pressure laminate.
- Height of backs: 8" and 13" H (211, 324 mm) according to the junction chosen.
- Choice of backs: laminate, acrylic or fabric*.

* The back in fabric must be ordered separately.



How to measure the length of the junction

$$\text{LENGTH OF JUNCTION} = (\text{Length of the platform} - 2" (50 \text{ mm})) - \text{width of cabinet}$$



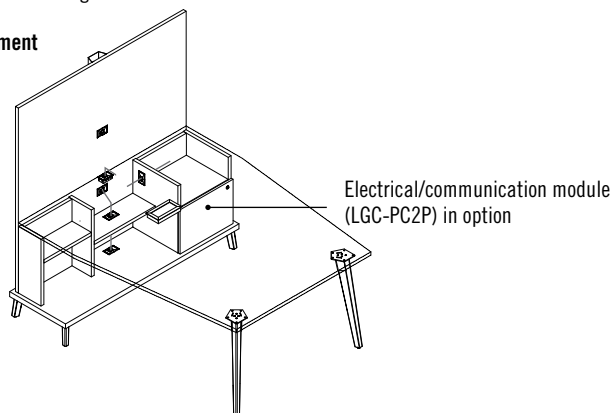
Example:
 Length of the platform (74" - 2") - 18" =
 54" (1800 - 50 - 450 = 1350 mm).
 The junction must have 54" (1350 mm).

MULTIMEDIA FURNITURE

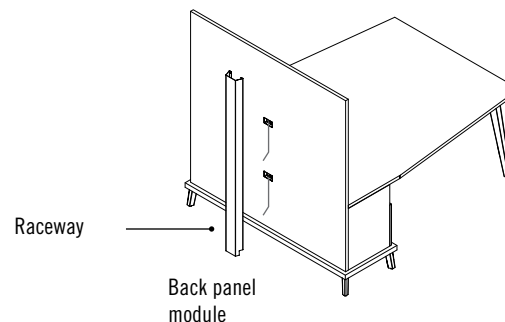

Multimedia storage furniture is available with open space compartments, bookcases that have a door and utility drawer that have a lock.

- The back panel can accommodate a flat screen. The flat screen must be installed on the flat screen monitor support (LGC-SUPFLATSC) sold separately and available in the price book.
- The passage of cables is made from the top to the bottom, left to right, and front to back due to the numerous grommets.

Wire management



Layout examples:



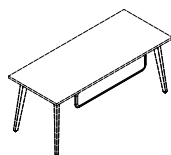
SCREENS

Screens help divide space in a fixed or variable way depending on the level of privacy required while adding a warm touch to a workstation. They can fit under work surfaces, on freestanding tables, on electric height adjustable tables or on platforms. They can also be freestanding.

- Panel composite of wood fibers and foam covered in fabric.
- Fabric choice: see the current Lacasse upholstery guide. Vinyl and leather cannot be specified for screens.
- Available in 1 or 2 tones. See details in the price book.
- Different sizes available according to the model. See details in the price list.
- The screens can be used as tackboards.
- Metal supports included, silver finish.

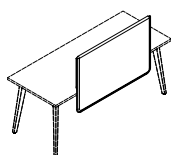
Modesty panels

- 5/8" (16 mm) thick.
- Panel of 10" H (254 mm).
- Space for wires to pass through.



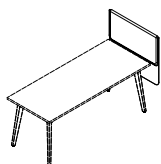
Privacy/modesty screens

- Are installed on a surface.
- Is both a privacy and a modesty screen.
- 1 1/4" (32 mm) thick.
- Can accommodate a white board.



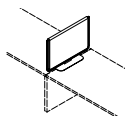
Lateral privacy screens

- Installed at the end of a surface.
- 1 1/4" (32 mm) thick.
- Exceeds by 6" (150 mm).



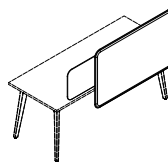
Freestanding surface screens

- Can be placed on a work surface.
- Easy to move.
- 1 1/4" (32 mm) thick.
- Can accommodate a white board.
- Metal base. Choices of 3 finishes: Black (K), Silver (S) or White (W).



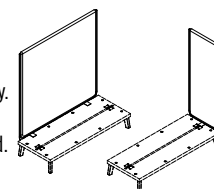
Collaborative sliding screens

- Can be installed on a surface.
- Sliding opening/closing for variable privacy.
- Thickness of 1 1/4" (32 mm) when closed and 5/8" (16 mm) when open.




Platform screens

- Can be installed on all sides of the platforms to create privacy.
- 1 1/4" (32 mm) thick.
- Can accommodate a white board.



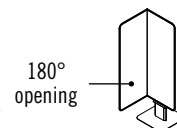
Privacy lateral screen

- Freestanding with metal base.
- Metal base. Choices of 3 finishes: Black (K), Silver (S) or White (W).
- 1 1/4" (32 mm) thick.
- Can accommodate a white board.



Privacy collaborative screen

- 180 degrees fantail opening/closing for variable privacy.
- Unfolded part is 18" (450 mm) wide.



SEATS AND COUNTERS

Construction

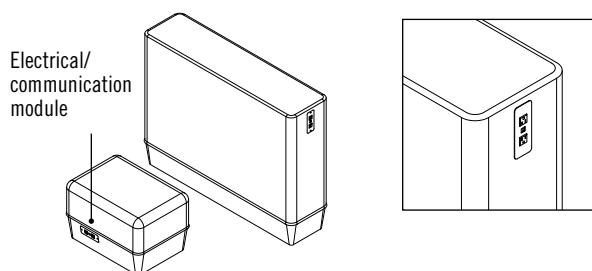
- Combination of foams on a light plywood upholstered structure.
- Fabric choice: see the current upholstery guide.
- Vinyl base with glides.

Electrical/communication module (option)

The electrical/communication module is positioned on the right side on the seat base and on the side(s) of the counters. Some seats and counters have a choice of quantity and positioning, refer to the indications of the price book.

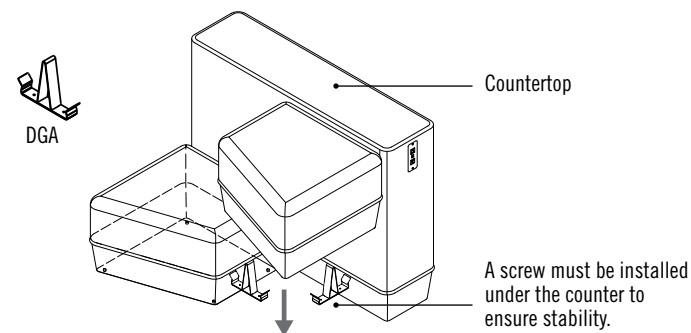
The module has:

- 2 120 V liquid proof electrical outlets.
- 2 2.1A USB outlets.
- 108" (2743 mm) cable with cord. ETL certified.




Groupings

The seats can be used alone or grouped according to the applications. The mountings for seats and counters (DGA) allow 2 seats or 1 seat and 1 countertop to be linked and be unified. The metal hardware is silver finished and is sold individually.



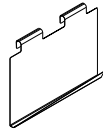
Modularity overview



ACCESSORIES

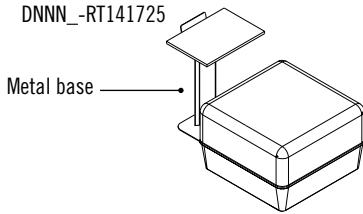
White board for screens

- High-gloss white finish for use with dry-erase markers.
- Magnetic. 1 pencil tray.
- Format: 23" W x 17½" H (584 x 445 mm).
- Can be placed on privacy screens, divider screens or platform screens.



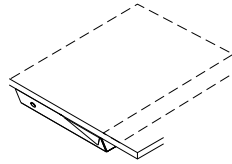
Side table

- 18½" W x 13" D (470 x 330 mm) laminate rectangular surface, ⅝" (16 mm) thick.
- Includes a support for electronic tablet.
- Fits under a seat or a platform.
- Choices of 3 finishes for the metal base: Black (K), Silver (S) or White (W).



Personal drawer

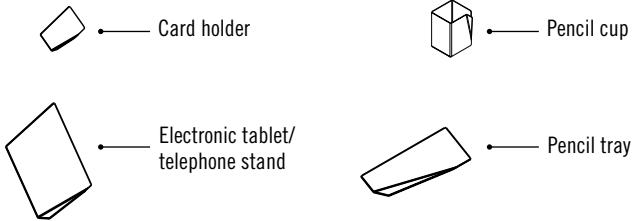
- Can be installed under a surface.
- Compatible with height adjustable tables.
- Metal drawer with lock.
- Choices of 3 finishes: Black (K), Silver (S) or White (W).
- Interior dimensions: 13" W x 9" D x 2¾" H (330 x 229 x 70 mm).



LGC-PDM15_

Desk accessories

- Can be placed on a surface.
- Metal accessories, some models with wood legs.
- Choices of 3 metal finishes: Black (K), Silver (S) or White (W).
- Choices of 2 wood colors: Wild Cherry (W20) or Terra Cherry (W21).

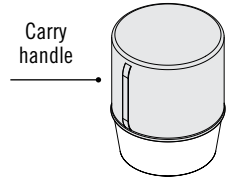


Keyboard and flat screen supports

- LGC-GBAKD26 and LGC-AKDM02 keyboard supports are compatible with 36" (900 mm) deep surfaces if they do not have wire channels for wire management (DNNNS-HWM_).
- LGC-GBAKD26, LGC-BBAKD26 and LGC-AKDM02 keyboard supports are not compatible with electric height adjustable tables.
- LGC-SKD26 keyboard support is compatible with electric height adjustable tables that are 30" (750 mm) deep.
- Flat screen supports and their clip- or grommet-style fastener are compatible with STAD surfaces (refer to the Accessories section in the January 2017 Lacasse Price Book).
- An array of electrical and communication accessories are available and compatible with STAD components (refer to the Accessories section in the January 2017 Lacasse Price Book).

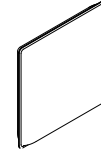
Pouf

- 20" (508 mm) height to allow for a comfortable seat under a 29" (735 mm) high surface.
- 16" (400 mm) ideal diameter to simplify its transportation while maintaining a good comfort level.
- Lateral handle (same finish as the base) and lightweight design to help its transportation.



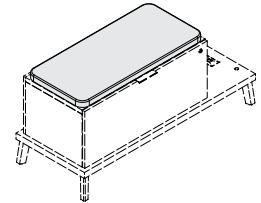
Accent cushion

- 16" x 16" (400 x 400 mm) format.
- 2 tone (front-back).
- Non removable upholstery.



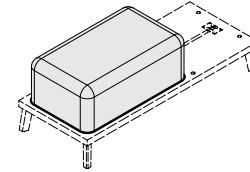
Storage module cushions

- Can be installed on a storage module.
- 1⅜" (35 mm) thick.
- ¼" (6 mm) clearance all around once installed.



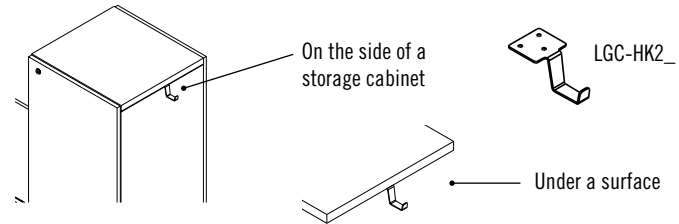
Platform cushions

- Can be installed on a platform.
- 10½" (267 mm) high.



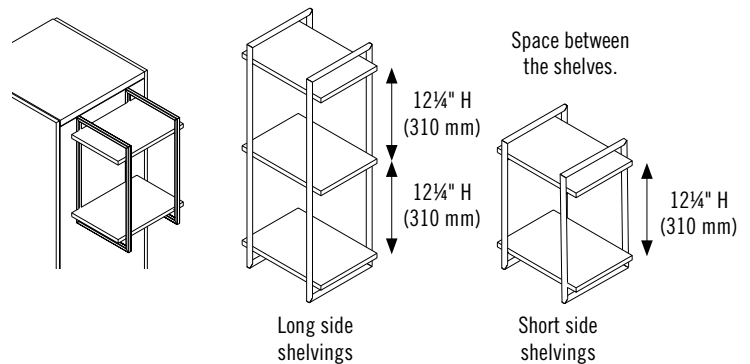
Hooks

- The hooks are installed under a surface or on the side of storage modules and cabinets.
- Made of metal, they are available with 3 choices of finishes: Black (K), Silver (S) or White (W).



Side shelvings

- Side shelvings are attached on the side of storage modules and cabinets.
- Shelves are in ⅝" (16 mm) thick laminate.
- The metal structure is available in a choice of 3 finishes: Black (K), Silver (S) or White (W).
- The credenza modules can only accommodate a short side shelvings.
- Not compatible with a junction or with a surface.



WIRE MANAGEMENT

Wire management and electrification under the surfaces, the platforms and the footrest junctions can be achieved through different components.

Wire management clips

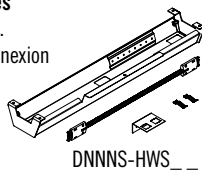
- Allow cables to be clipped under a work surface.



LGC-WMC05

Wire channels under work surfaces

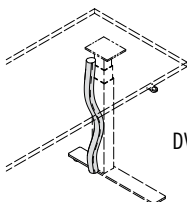
- Can be attached under a surface.
- Includes wire channel, 1 interconnexion bypass cable, 1 H connector, 1 communication plate and 2 wire management clips.
- 36" (914 mm) wire channel compatible with all the rectangular surfaces.
- 30" (750 mm) wire channel compatible with all other surfaces shapes.
- Opening/closing without the use of tools through the help of a thumbscrew.



DNNNS-HWS__

Vertical wire cover

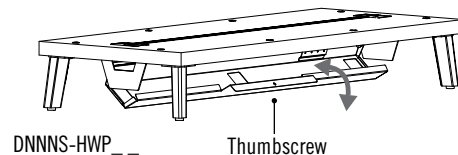
- Helps manage cabling from the surface to the floor.
- 2" (50 mm) diameter.
- With zipper.
- All United Chair® standard fabrics are applicable (except vinyls and leathers).



DVW34

Individual raceways

- Metal raceways allowing the electric system cables to pass through can be ordered separately. They can be installed under a platform or a non electrified laminate footrest.
- Opening/closing without the use of tools through the help of a thumbscrew.
- Does not include an interconnexion bypass cable.



DNNNS-HWP__

Thumbscrew

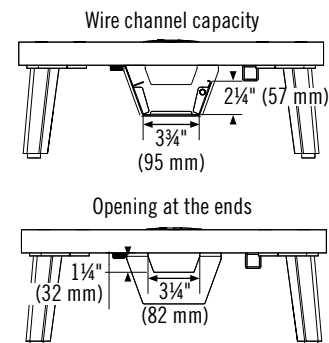
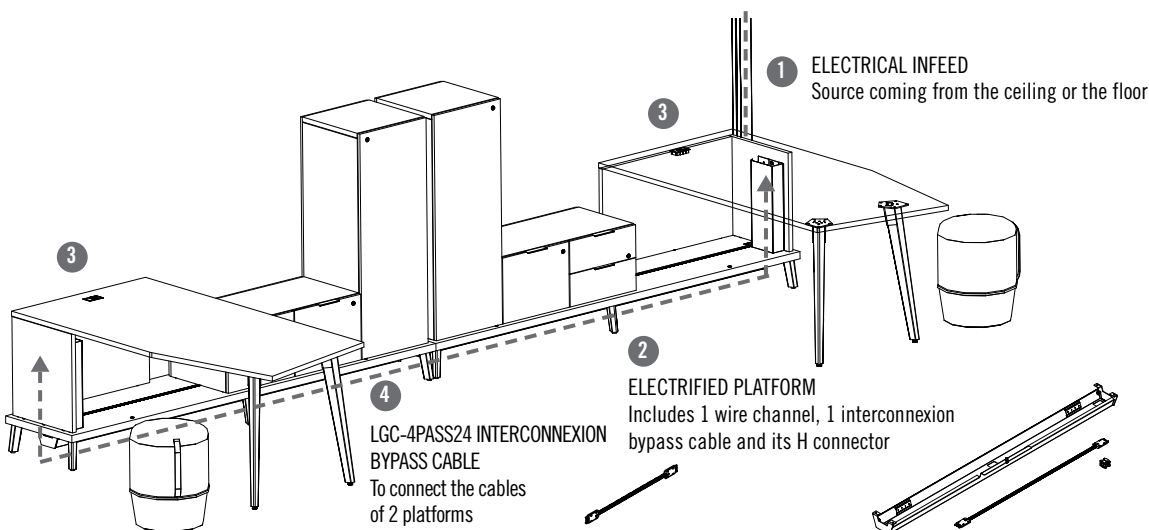
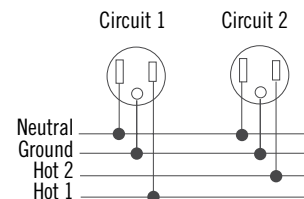
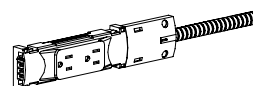
ELECTRIFICATION

Electrical system characteristics

- Fits current office needs.
- 4 wires, 2 circuits, 20 AMP each.
- Common ground.
- UL, CSA, ROHS certified.

HOW TO SPECIFY ELECTRICITY IN A WORKSTATION

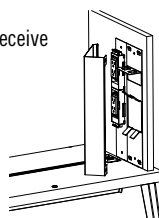
- 1- Define the electrical power source.
- 2- Determine which platforms, footrests (junctions) are electrified.
- 3- Identify the number of stations that have to accommodate an electric outlet kit and a vertical wire cover.
- 4- Calculate the number of interconnexion bypass cables needed to connect stations when platforms are back to back or end to end.



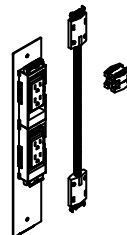
3 Electrical outlet kit

Can be installed inside a laminate or technology module or L-base. Can receive a vertical wire cover.

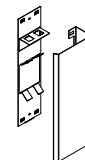
Includes 2 duplexes (4 outlets), 1 connector and 1 duplex support, 18" (457 mm) interconnexion bypass cable and 1 H connector.



DNNNS-4DUPC



DNNNS-VWM18



Vertical wire cover for the electrical outlet kit

2 generic cut outs on the communication plate for adaptors

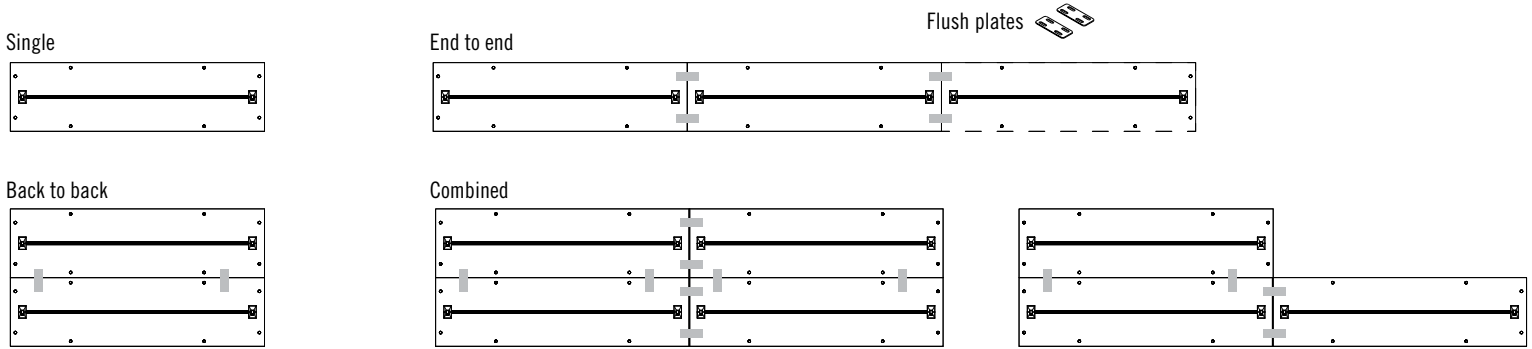


SPECIFICATION RULES

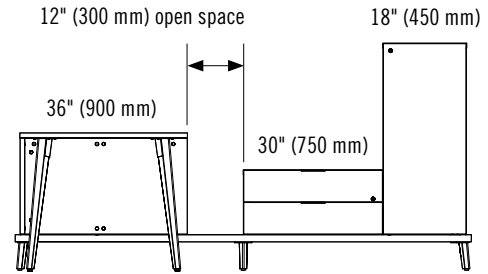
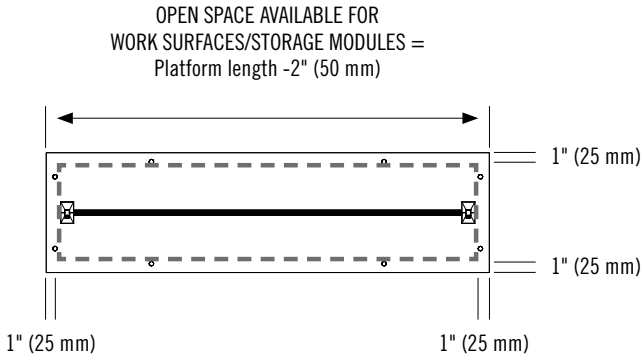
NOTE: STAD office furniture system offers a great variety of layouts and combinations. The specification rules have been implemented in order to meet current BIFMA standards. Should you require assistance or advice, feel free to contact the Groupe Lacasse Customer Care Service.

Platform configurations - flush plate positioning

- Platforms can be assembled with one another without the use of tools and with flush plates and a thumbscrew.
- Metal-to-metal connectors ensure the solidity of the installation.
- Each platform comes with 2 flush plates, some configurations may need additional plates (DNNNS-UPF2), which must be ordered separately.
- Flush plates can be adjusted to obtain the space needed to install a screen between two platforms.



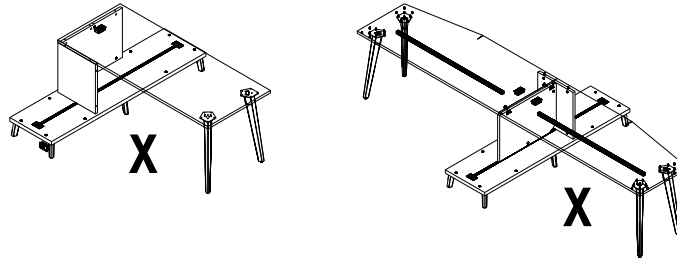
Measure the open space available for surfaces/storage modules



Example:
 $98'' \text{ platform} - 2'' = 96''$ ($2450 \text{ mm} - 50 \text{ mm} = 2400 \text{ mm}$).
 $96''$ (2400 mm) is the space available to install a surface and/or storage modules.

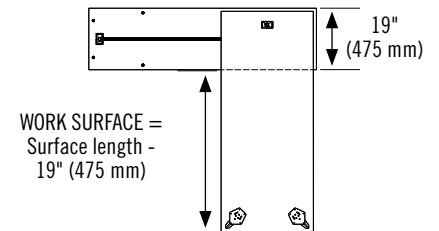
Surfaces and platforms

- The surfaces can be installed at the ends of the platform (left/right).
- The surfaces are always perpendicular to the platform.

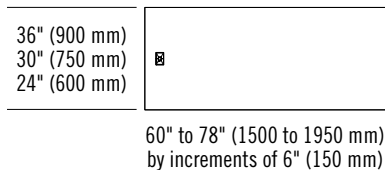


The base can only be placed at the ends.

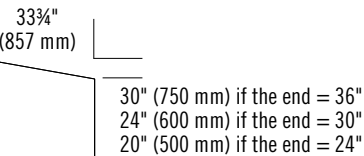
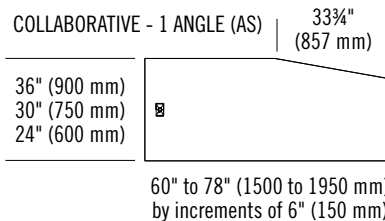
Measure the open space of the work surface



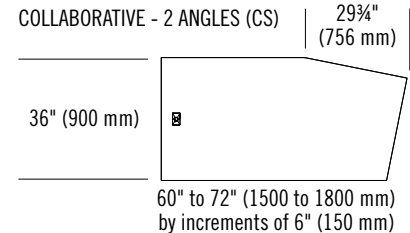
RECTANGULAR (RS)



COLLABORATIVE - 1 ANGLE (AS)



COLLABORATIVE - 2 ANGLES (CS)

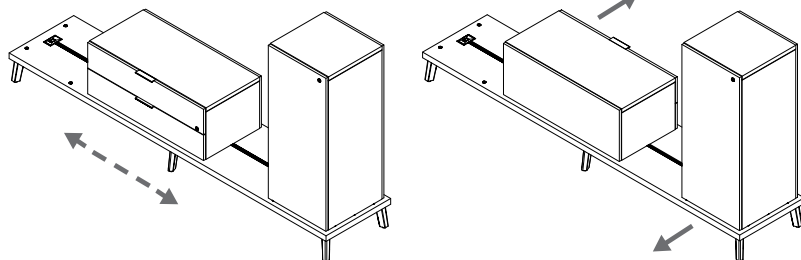


SPECIFICATION RULES (cont'd)

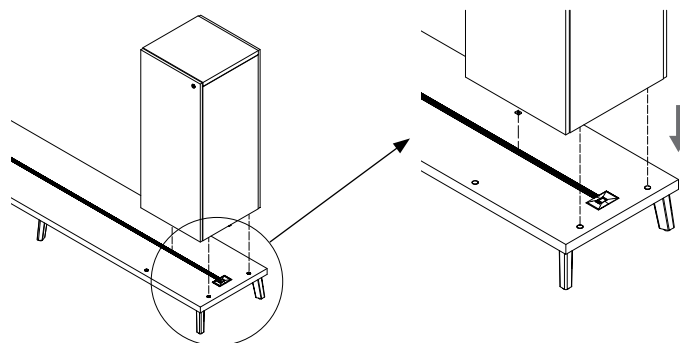
NOTE: STAD office furniture system offers a great variety of layouts and combinations. The specification rules have been implemented in order to meet current BIFMA standards. Should you require assistance or advice, feel free to contact the Groupe Lacasse Customer Care Service.

Storage module installation and positioning

- Storage modules can be installed on a platform with assembly hardware located on the outside.
- The platform rail helps position the storage modules where desired.
- A storage module placed at the ends is recessed by 1" (25 mm) at the back, the front and the side of the platform.
- Empty spaces between the module create a rhythm within the layout and personal belongings can be placed in them (bag, books, etc.).

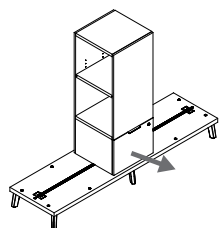


The storage modules can be attached anywhere on the rail in the desired direction.

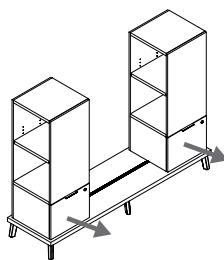


A storage cabinet or a storage module assembled at the end of a platform.

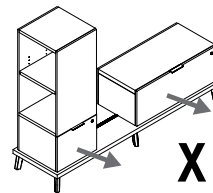
Storage cabinets, personal storage towers and platforms



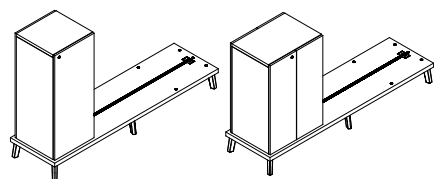
A storage cabinet with drawer(s) can be stand-alone on a platform.



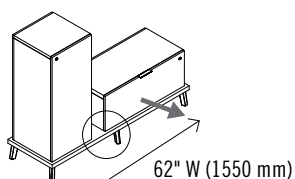
Two storage cabinets with drawer(s) opening on the same side can be installed on a platform.



A storage cabinet and a module with drawer(s) opening on the same side cannot be stand-alone on a platform.



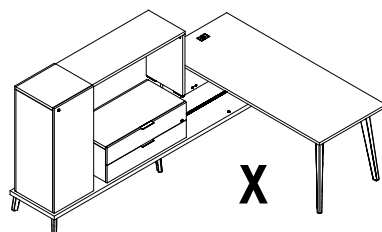
A simple or shared storage cabinet with door can be stand-alone on a platform.



An additional 6" H (152 mm) leg kit is required for many storage cabinets/modules that are installed on a 62" W (1550 mm) platform. To be ordered separately.

Junctions for 1 cabinet

- Must be used with a storage cabinet and placed on a work surface for platforms.



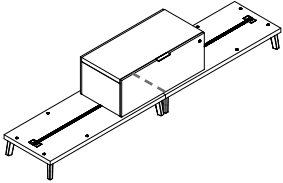
A junction cannot be placed on a storage module.

SPECIFICATION RULES (cont'd)

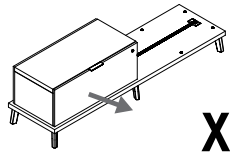
NOTE: STAD office furniture system offers a great variety of layouts and combinations. The specification rules have been implemented in order to meet current BIFMA standards. Should you require assistance or advice, feel free to contact the Groupe Lacasse Customer Care Service.

Storage modules and platforms

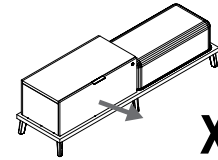
- Storage modules and cabinets can be placed all along the rail or at the ends of a single platform.



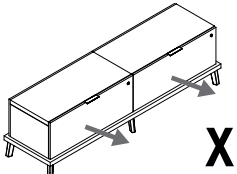
A module can be stand-alone on two integral platforms but it will have an impact on the modularity.



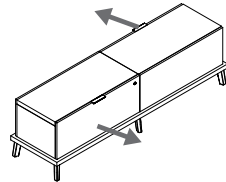
A module with drawer(s) cannot be stand-alone on a platform.



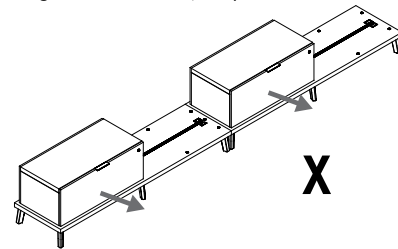
A module with drawer(s) and one or more cushion(s) cannot be stand-alone on a platform except if the total weight of the cushion(s) = 35 lbs (16 kg). Weight of the cushions, see p. 18.



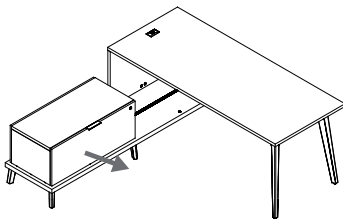
Do not combine two modules with drawer(s) whose opening is/are on the same side.



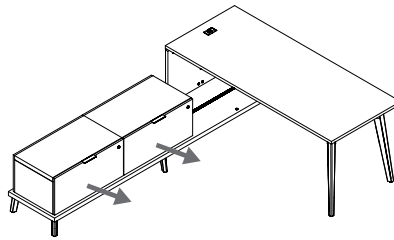
Two modules with drawer(s) can be stand-alone if their openings are on opposite sides.



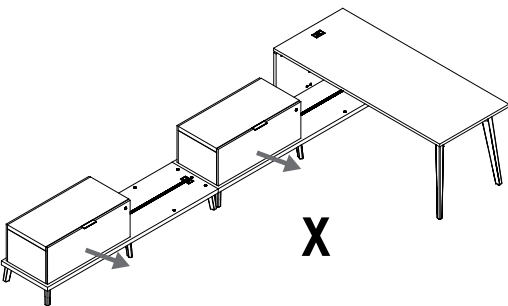
A module with drawer(s) cannot be stand-alone on a platform even if the platform is attached to another platform (flush plates UPF2).



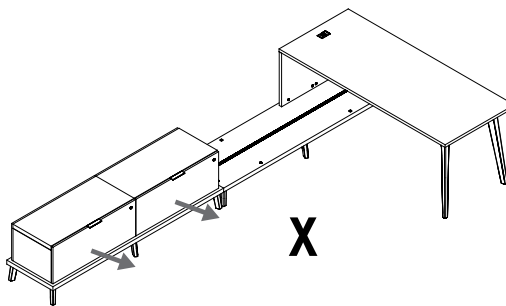
A module with drawer(s) can be stand-alone if there is a surface on the platform.



Two modules with drawer(s) can be stand-alone if there is a surface on the platform.

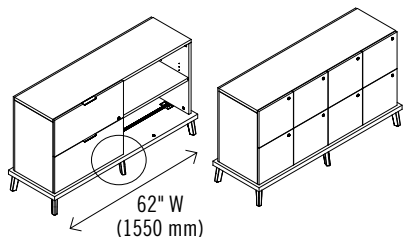


A module with drawer(s) on a platform cannot be joined to another platform even if a module and a surface are attached to it.



Two modules with drawer(s) on a platform cannot be joined to another platform even if a surface is attached to it.

Credenza modules, lockers or wardrobes and platforms



For storage modules (credenzas, lockers, wardrobes) installed on a 62" W (1550 mm) platform, a 6" (152 mm) leg kit must be ordered separately.

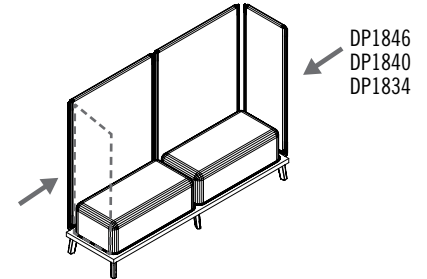
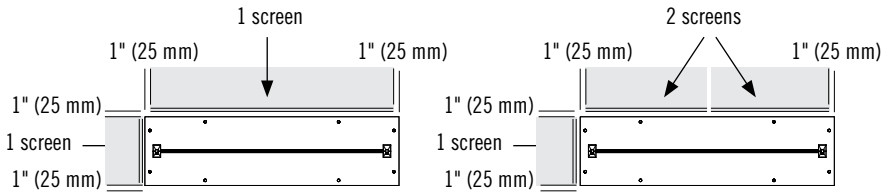
SPECIFICATION RULES (cont'd)

NOTE: STAD office furniture system offers a great variety of layouts and combinations. The specification rules have been implemented in order to meet current BIFMA standards. Should you require assistance or advice, feel free to contact the Groupe Lacasse Customer Care Service.

Screen positioning on the platforms

The platforms screens allow an open space of 1" (25 mm) on each side of the platform.

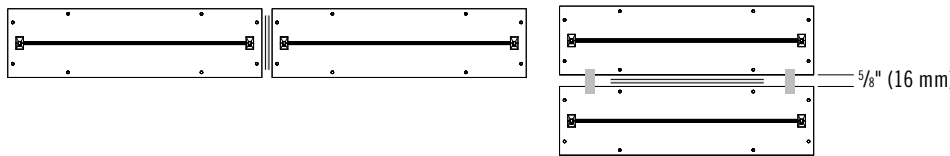
Other configurations with offset screens can be created but in some cases there can be a conflict between the screen support(s) and the central leg of the platform. Therefore, the recommendation is to use the electronic library or to contact Groupe Lacasse Customer Care Service to validate the specifications. 98" W (2450 mm) and 74" W (1850 mm) platforms: 6 legs and 62" W (1550 mm) and 50" (1250 mm) platforms: 4 legs.



DP1846
DP1840
DP1834

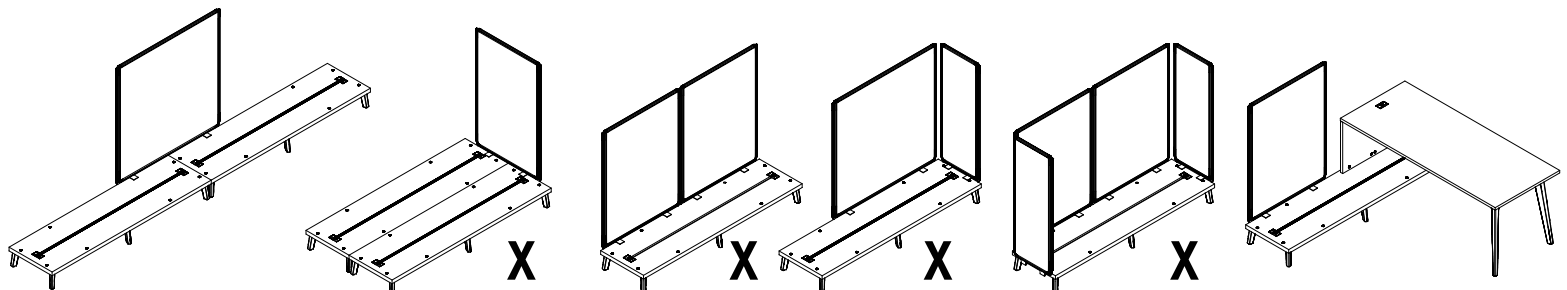
The 18" W (450 mm) screen must be installed only on the sides of a platform.

Platforms assembled with flush plates



One or more screens can be installed between two platforms due to the flush plates that can be adjusted to create space for their installation.

Screens and platforms



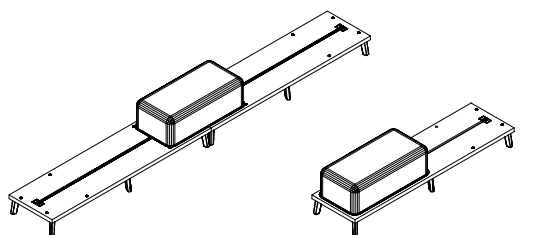
A screen can be installed on two platforms. Make sure there is no conflict with the legs.

A screen cannot be installed on the sides of two platforms except if it has a width of 36" (900 mm).

One or more screens cannot stand-alone on a platform.

One or more screens can be stand-alone on a platform if a surface is also installed.

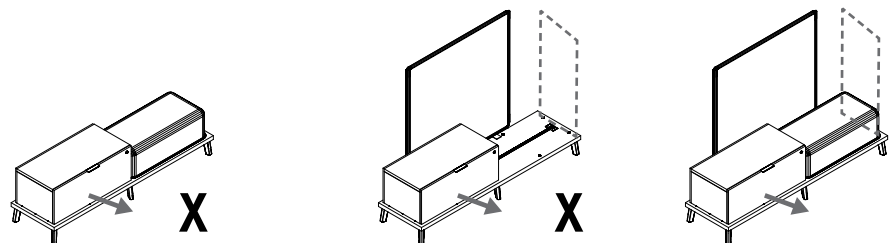
Cushions and platforms



A cushion can be installed on two platforms but it will have an impact on the modularity.

A cushion can be stand-alone on a platform.

Combinations: modules, cushions, screens and platforms



A module with drawer(s) and one or many cushion(s) cannot be stand-alone on a platform except if the total weight of the cushion(s) = 35 lbs (16 kg). Weight of the cushions, see p. 18.

A module with drawer(s) and one or two screens cannot be stand-alone on a platform.

A module with drawer(s) and one or more cushion(s) can be stand-alone on a platform with screens.

SPECIFICATION RULES (cont'd)

NOTE: STAD office furniture system offers a great variety of layouts and combinations. The specification rules have been implemented in order to meet current BIFMA standards. Should you require assistance or advice, feel free to contact the Groupe Lacasse Customer Care Service.

Combination of screens, cushions and platforms

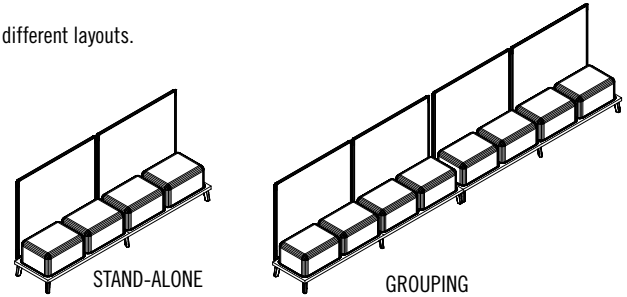
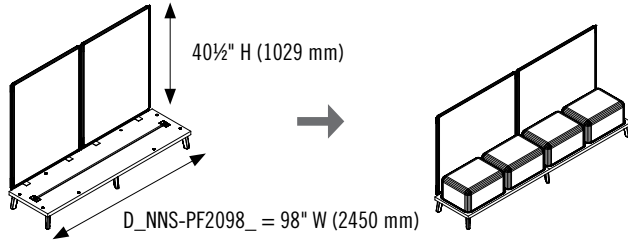
The following table shows the **minimum weight requirement** on a platform with one or multiple screens according to different layouts.

- These indications apply to single platforms or to groups of platforms assembled with flush plates.
- These indications apply to electrified or non electrified platforms.

Steps to validate the combination of components:

- 1- What is the configuration? (ex.: platform with 2 screens...)
- 2- What is the length of the platform? (ex.: D_NNS-PF2098_ = 98" W (2450 mm)).
- 3- What is the height of the highest screen on the platform? (ex.: 1 40½" H (1029 mm) screen).

EXAMPLE:



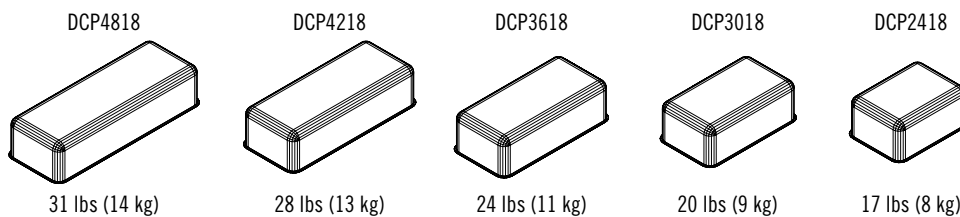
Configuration of 1 platform with 2 40½" H (1029 mm) screens at the back:
Minimum weight required = 50 lbs (23 kg).

Addition of 4 DCP2418 cushions = 17 lbs (8 kg) each = total of 68 lbs (32 kg).

Minimum weight requirement according to different combinations of screen(s) and cushion(s) on a platform

Platforms	Screens	1 18" W screen	1 screen	2 screens	2 screens	3 screens	3 screens	4 screens
		Not recommended	Any width					
D_NNS-PF2098_	46½" H (1182 mm)	X		30 lbs (14 kg)		60 lbs (27 kg)		50 lbs (27 kg)
	40½" H (1029 mm)	X		25 lbs (11 kg)		50 lbs (23 kg)		40 lbs (23 kg)
	34½" H (877 mm)	X		20 lbs (9 kg)		40 lbs (18 kg)		30 lbs (14 kg)
D_NNS-PF2074_	46½" H (1182 mm)	X		40 lbs (18 kg)		60 lbs (27 kg)		50 lbs (27 kg)
	40½" H (1029 mm)	X		35 lbs (16 kg)		50 lbs (23 kg)		40 lbs (23 kg)
	34½" H (877 mm)	X		30 lbs (14 kg)		40 lbs (18 kg)		30 lbs (14 kg)
D_NNS-PF2062_	46½" H (1182 mm)	X		50 lbs (23 kg)		60 lbs (27 kg)		50 lbs (27 kg)
	40½" H (1029 mm)	X		45 lbs (21 kg)		50 lbs (23 kg)		40 lbs (23 kg)
	34½" H (877 mm)	X		50 lbs (23 kg)		40 lbs (18 kg)		30 lbs (14 kg)
D_NNS-PF2050_	46½" H (1182 mm)	X		60 lbs (27 kg)		60 lbs (27 kg)		50 lbs (27 kg)
	40½" H (1029 mm)	X			50 lbs (23 kg)		40 lbs (23 kg)	
	34½" H (877 mm)	X			40 lbs (18 kg)		30 lbs (14 kg)	

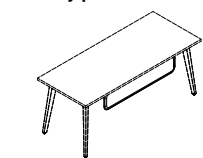
Weight of the cushions:



COUNTERWEIGHT:
The cushions are available with an optional counterweight* (CW).
* The counterweight adds 12 lbs (5.5 kg) to the cushion and is factory installed.

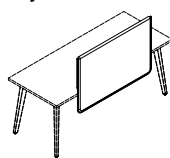
COMPATIBILITY TABLE OF MODESTY PANELS AND PRIVACY SCREENS

DMD ---
modesty panels



1 OPEN SPACE

DSD ---
privacy screens

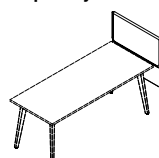


The screen must be installed 1" (25 mm) away from the edge.

For a technology module:
SCREEN LENGTH =
Surface length - 10" (250 mm)

24" D (600 mm) surfaces with
grommets cannot accommodate
a screen on the side.

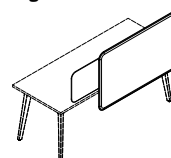
DSE ---
lateral privacy screens



SCREEN LENGTH =
Surface depth + 5" (125 mm)

24" D (600 mm) surfaces with
grommets cannot accommodate
a screen on the side.

DSS --- collaborative
sliding screens



A fixed or sliding screen cannot
exceed the surface.

WORK SURFACES (laminite module)

RS_A					
AS_A					
CS_A					

WORK SURFACES (technology module)

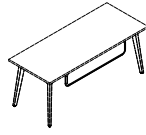
RS_T					
AS_T					
CS_T					

RETURN-SURFACES

BR_					
-----	--	--	--	--	--

COMPATIBILITY TABLE OF MODESTY PANELS AND PRIVACY SCREENS (cont'd)

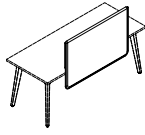
DMD _____
modesty panels



OPEN SPACE SURFACE TR =
Surface length - 20" (500 mm)
OPEN SPACE SURFACES TA / TC =
Surface length - 10" (250 mm)

2 Open space adjustable tables

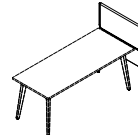
DSD _____
privacy screens



The screen must be placed
1" (25 mm) away from the edge.

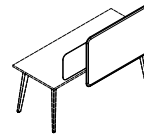
2 Open space adjustable tables

DSE _____
lateral privacy screens



SCREEN LENGTH =
Surface depth + 5" (125 mm)

DSS _____ collaborative
sliding screens



The fixed or sliding screen
cannot exceed the surface.

2 Open space adjustable tables

SURFACES FOR FREESTANDING TABLES

TR_					
TA_					
TC_					

ELECTRIC HEIGHT ADJUSTABLE TABLES

RT_SGC					
RT_GC					

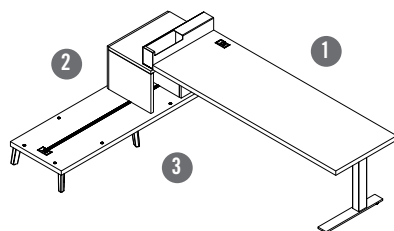
1 OPEN SPACE FOR WORK SURFACES (RS_-AS_-CS_-BR_)

 OPEN SPACE = Surface length - 28" (700 mm)	 OPEN SPACE = Surface length - 52¾" (1319 mm)	 OPEN SPACE = Surface length - 48¾" (1219 mm)	 OPEN SPACE = Surface length - 19" (475 mm)
---	---	---	---

2 OPEN SPACE FOR HEIGHT ADJUSTABLE TABLES (SGC-GAB-GAM-GC)

 OPEN SPACE = Surface length - 10" (250 mm)	 Clearance 5" (127 mm) for a 24" D (600 mm) surface 8" (207 mm) for a 30" D (750 mm) surface OPEN SPACE A = Surface length - 7½" (190 mm) OPEN SPACE B = Surface length - 16½" (421 mm)
---	--

CODIFICATION EXAMPLES



1 ELECTRIC HEIGHT ADJUSTABLE RECTANGULAR TABLE - INTEGRATED BASE

Order code: D1NNS-RT3072SGCRS

Specify the surface type (1, 2): **1** - thermofused laminate 1" (25 mm)
Specify the direction of the surface, left (L) or right (R): **R** - straight surface
Specify leg color (K, S, W): **S** - Silver

2 62" W (1550 mm) ELECTRIFIED PLATFORM - WOOD LEGS

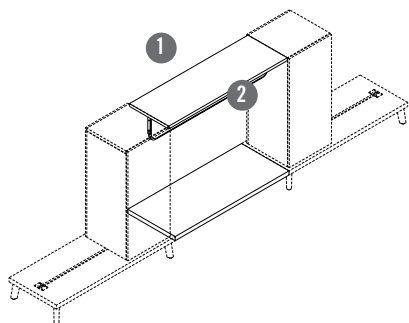
Order code: D6NNS-PFE2062BW20

Specify the surface type (5, 6): **6** - high-pressure laminate 1½" (38 mm)
Specify wood leg color (W20, W21): **W20** - Wild Cherry

3 6" (152 mm) H STAD LEG KIT - WOOD

Order code: DNNNS-BTL206W20

Specify wood leg color (W20, W21): **W20** - Wild Cherry



1 JUNCTION FOR 2 CABINETS - FABRIC BACK

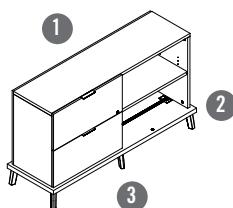
Order code: D1NFN-BDCD44

Specify the surface type (1, 2): **1** - thermofused laminate 1" (25 mm)

2 FABRIC BACK - 8" H (211 mm)

Order code: DFD4408-QA12

Indicate the fabric code after the product: **QA12** (Opus)



1 CREDENZA MODULE WITH FILE DRAWERS AND OPEN BOOKCASE - 27½" H (694 mm)

Order code: D1NPS-LF186027BE

Specify the surface type (1, 2): **1** - thermofused laminate 1" (25 mm)

2 62" W (1550 mm) ELECTRIFIED PLATFORM - METAL LEGS

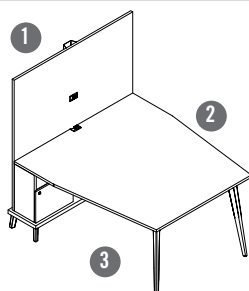
Order code: D5NNS-PFE2062MS

Specify the surface type (5, 6): **5** - thermofused laminate 1½" (38 mm)
Specify leg color (K, S, W): **S** - Silver

3 6" (152 mm) STAD LEG KIT - METAL

Order code: DNNNS-MTL206

Specify leg color (K, S, W): **S** - Silver



1 MULTIMEDIA STORAGE MODULE

Order code: DNNNS-BS206264AVBW20

Specify wood leg color (W20, W21): **W20**

2 MEETING SURFACE

Order code: D1NNS-TAD7260AVPC

Specify the surface type (1, 2): **1** - thermofused laminate 1" (25 mm)
Electrical/communication module option, add PC at the end of the code: **PC**

3 28" (711 mm) STAD LEGS KIT - WOOD


Order code: DNNNW-BTL228W20

Specify accent color (K, S, W): **W** - White
Specify wood leg color (W20, W21): **W20** - Wild Cherry


SPECIFICATION OF OPTIONS AND FINISHES

Edgebanding

N Edge - 1" (25 mm)



N Edge - 1½" (38 mm)




Smooth edge, 1/16" (1,5 mm) thick.
The edgebanding matches the **finish specified**.

Codification

Series	Thickness	Options					
		Edgebanding	Options	Accent	Dash	Product	Options
D	1 Thermofused laminate 1" (25 mm) 2 High-pressure laminate 1" (25 mm) 5 Thermofused laminate 1½" (38 mm) 6 High-pressure laminate 1½" (38 mm)	N Smooth edge	P Extruded handle N Laminate back T Translucent back F Fabric back	N NA K Black S Silver W White	-		L Left R Right G2 Double grommet PC Electric module PA Electric module PB Electric module PD Electric module K Black metal legs S Silver metal legs W White metal legs W20 Wood - Wild Cherry W21 Wood - Terra Cherry

Grommets


Silver plastic




The opening of the grommet can accommodate a LGC-PCQ1USB1P electric module.

Handles, platform rail

Extruded silver finish anodized aluminum.



Back panels (Junctions)



N - Laminate



T - Translucent acrylic



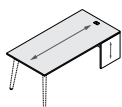
F - Fabric

Fabric

Various fabric choices are available.
Refer to the current Lacasse upholstery selection guide.



W x D x H (in)	W x D x H (mm)	Code	All Laminate (\$)	HPL Surfaces (\$)
----------------	----------------	------	-------------------	-------------------

WORK SURFACES FOR PLATFORMS
Rectangular surfaces, laminate module - 36" D


Reversible laminate module. 1 grommet. Must be installed on 1 platform. Can accommodate 1 shelf for a laptop (D1NINN-TABLAP), refer to page 37. Can accommodate 1 electric outlet kit (DNNS-4DUPC_), refer to page 41. Compatible with most screens, modesty panels and electrical accessories.

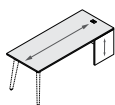
To be ordered separately: 1 leg kit BTL228_, BTL22836_, MTL228 or QTL2, refer to page 28.

78 x 36 x 21½	1950 x 900 x 547	D_NNS-RS3678A	737	923
72 x 36 x 21½	1800 x 900 x 547	D_NNS-RS3672A	716	897
66 x 36 x 21½	1650 x 900 x 547	D_NNS-RS3666A	702	862
60 x 36 x 21½	1500 x 900 x 547	D_NNS-RS3660A	689	832

Specify the surface type (1, 2).

78 x 36 x 22	1950 x 900 x 560	D_NNS-RS3678A	827	1,011
72 x 36 x 22	1800 x 900 x 560	D_NNS-RS3672A	799	977
66 x 36 x 22	1650 x 900 x 560	D_NNS-RS3666A	778	935
60 x 36 x 22	1500 x 900 x 560	D_NNS-RS3660A	759	902

Specify the surface type (5, 6).

Rectangular surfaces, laminate module - 30" D


Reversible laminate module. 1 grommet. Must be installed on 1 platform. Can accommodate 1 shelf for a laptop (D1NINN-TABLAP), refer to page 37. Can accommodate 1 electric outlet kit (DNNS-4DUPC_), refer to page 41. Compatible with most screens, modesty panels and electrical accessories.

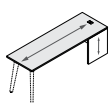
To be ordered separately: 1 leg kit BTL228_, BTL22830_, MTL228 or QTL2, refer to page 28.

78 x 30 x 21½	1950 x 750 x 547	D_NNS-RS3078A	695	854
72 x 30 x 21½	1800 x 750 x 547	D_NNS-RS3072A	683	827
66 x 30 x 21½	1650 x 750 x 547	D_NNS-RS3066A	668	799
60 x 30 x 21½	1500 x 750 x 547	D_NNS-RS3060A	654	772

Specify the surface type (1, 2).

78 x 30 x 22	1950 x 750 x 560	D_NNS-RS3078A	765	930
72 x 30 x 22	1800 x 750 x 560	D_NNS-RS3072A	749	897
66 x 30 x 22	1650 x 750 x 560	D_NNS-RS3066A	730	862
60 x 30 x 22	1500 x 750 x 560	D_NNS-RS3060A	709	832

Specify the surface type (5, 6).

Rectangular surfaces, laminate module - 24" D


Reversible laminate module. 1 grommet. Must be installed on 1 platform. Can accommodate 1 shelf for a laptop (D1NINN-TABLAP), refer to page 37. Can accommodate 1 electric outlet kit (DNNS-4DUPC_), refer to page 41. Compatible with most screens, modesty panels and electrical accessories.

To be ordered separately: 1 leg kit BTL228_, BTL22824_, MTL228 or QTL2, refer to page 28.

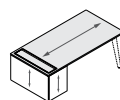
78 x 24 x 21½	1950 x 600 x 547	D_NNS-RS2478A	628	749
72 x 24 x 21½	1800 x 600 x 547	D_NNS-RS2472A	613	730
66 x 24 x 21½	1650 x 600 x 547	D_NNS-RS2466A	598	709
60 x 24 x 21½	1500 x 600 x 547	D_NNS-RS2460A	593	689

Specify the surface type (1, 2).

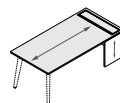
78 x 24 x 22	1950 x 600 x 560	D_NNS-RS2478A	683	813
72 x 24 x 22	1800 x 600 x 560	D_NNS-RS2472A	668	784
66 x 24 x 22	1650 x 600 x 560	D_NNS-RS2466A	654	759
60 x 24 x 22	1500 x 600 x 560	D_NNS-RS2460A	634	737

Specify the surface type (5, 6).

W x D x H (in)	W x D x H (mm)	Code	All Laminate (\$)	HPL Surfaces (\$)
----------------	----------------	------	-------------------	-------------------

Rectangular surfaces, technology module - 36" D


Left (L)



Right (R)

Technology module with swivel-tilt door to access the electrical/communication module. Must be installed on 1 platform. Ledge accommodates small personal electronic devices. The module has 2 liquid proof 120 V electric outlets, 2 2.1A USB outlets, a 108" (2743 mm) cable with cord and ETL certified. Can accommodate 1 shelf for a laptop (D1NINN-TABLAP), refer to page 37. Can accommodate 1 electric outlet kit (DNNS-4DUPC_), refer to page 41. Compatible with most screens, modesty panels and electrical accessories. Some restrictions apply for screens.

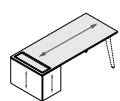
To be ordered separately: 1 leg kit BTL228_, BTL22836_, MTL228 or QTL2, refer to page 28.

78 x 36 x 21½	1950 x 900 x 547	D_NNS-RS3678T_	2,079	2,273
72 x 36 x 21½	1800 x 900 x 547	D_NNS-RS3672T_	2,060	2,238
66 x 36 x 21½	1650 x 900 x 547	D_NNS-RS3666T_	2,047	2,204
60 x 36 x 21½	1500 x 900 x 547	D_NNS-RS3660T_	2,026	2,169

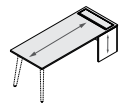
Specify the surface type (1, 2). Specify left (L) or right (R).

78 x 36 x 22	1950 x 900 x 560	D_NNS-RS3678T_	2,169	2,362
72 x 36 x 22	1800 x 900 x 560	D_NNS-RS3672T_	2,141	2,320
66 x 36 x 22	1650 x 900 x 560	D_NNS-RS3666T_	2,120	2,280
60 x 36 x 22	1500 x 900 x 560	D_NNS-RS3660T_	2,095	2,238

Specify the surface type (5, 6). Specify left (L) or right (R).

Rectangular surfaces, technology module - 30" D


Left (L)



Right (R)

Technology module with swivel-tilt door to access the electrical/communication module. Must be installed on 1 platform. Ledge accommodates small personal electronic devices. The module has 2 liquid proof 120 V electric outlets, 2 2.1A USB outlets, a 108" (2743 mm) cable with cord and ETL certified. Can accommodate 1 shelf for a laptop (D1NINN-TABLAP), refer to page 37. Can accommodate 1 electric outlet kit (DNNS-4DUPC_), refer to page 41. Compatible with most screens, modesty panels and electrical accessories. Some restrictions apply for screens.

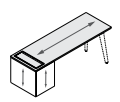
To be ordered separately: 1 leg kit BTL228_, BTL22830_, MTL228 or QTL2, refer to page 28.

78 x 30 x 21½	1950 x 750 x 547	D_NNS-RS3078T_	2,026	2,183
72 x 30 x 21½	1800 x 750 x 547	D_NNS-RS3072T_	2,004	2,155
66 x 30 x 21½	1650 x 750 x 547	D_NNS-RS3066T_	1,990	2,120
60 x 30 x 21½	1500 x 750 x 547	D_NNS-RS3060T_	1,969	2,095

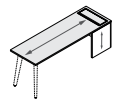
Specify the surface type (1, 2). Specify left (L) or right (R).

78 x 30 x 22	1950 x 750 x 560	D_NNS-RS3078T_	2,101	2,259
72 x 30 x 22	1800 x 750 x 560	D_NNS-RS3072T_	2,073	2,225
66 x 30 x 22	1650 x 750 x 560	D_NNS-RS3066T_	2,052	2,183
60 x 30 x 22	1500 x 750 x 560	D_NNS-RS3060T_	2,026	2,149

Specify the surface type (5, 6). Specify left (L) or right (R).

Rectangular surfaces, technology module - 24" D


Left (L)



Right (R)

Technology module with swivel-tilt door to access the electrical/communication module. Must be installed on 1 platform. Ledge accommodates small personal electronic devices. The module has 2 liquid proof 120 V electric outlets, 2 2.1A USB outlets, a 108" (2743 mm) cable with cord and ETL certified. Can accommodate 1 electric outlet kit (DNNS-4DUPC_), refer to page 41. Compatible with most screens, modesty panels and electrical accessories. Some restrictions apply for screens.

To be ordered separately: 1 leg kit BTL228_, BTL22824_, MTL228 or QTL2, refer to page 28.

78 x 24 x 21½	1950 x 600 x 547	D_NNS-RS2478T_	1,969	2,095
72 x 24 x 21½	1800 x 600 x 547	D_NNS-RS2472T_	1,962	2,079
66 x 24 x 21½	1650 x 600 x 547	D_NNS-RS2466T_	1,948	2,060
60 x 24 x 21½	1500 x 600 x 547	D_NNS-RS2460T_	1,942	2,037

Specify the surface type (1, 2). Specify left (L) or right (R).

78 x 24 x 22	1950 x 600 x 560	D_NNS-RS2478T_	2,031	2,155
72 x 24 x 22	1800 x 600 x 560	D_NNS-RS2472T_	2,016	2,135
66 x 24 x 22	1650 x 600 x 560	D_NNS-RS2466T_	2,004	2,107
60 x 24 x 22	1500 x 600 x 560	D_NNS-RS2460T_	1,990	2,085

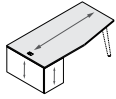
Specify the surface type (5, 6). Specify left (L) or right (R).

2-TONE LAMINATE APPLICATION: SHADED AREA CORRESPONDS TO THE FIRST CODE TO BE SPECIFIED. SECOND LAMINATE CODE WILL BE APPLIED TO THE REST OF THE PRODUCT.

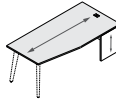
= ASSEMBLY REQUIRED



Collaborative surfaces, laminate module - 36" D



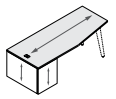
Left (L)



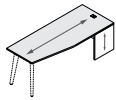
Right (R)

W x D x H (in)	W x D x H (mm)	Code	All Laminate (\$)	HPL Surfaces (\$)
<i>Meeting space. 1 grommet. Must be installed on 1 platform. Can accommodate 1 shelf for a laptop (D1N1NN-TABLAP), refer to page 37. Can accommodate 1 electric outlet kit (D1N1NN-4DUPC_), refer to page 41. Compatible with most screens, modesty panels and electrical accessories.</i>				
To be ordered separately: 1 leg kit BTL228_, BTL22830_, MTL228 or QTL2, refer to page 28.				
78 x 36 x 21½	1950 x 900 x 547	D_NNS-AS3678A_	813	1,000
72 x 36 x 21½	1800 x 900 x 547	D_NNS-AS3672A_	792	971
66 x 36 x 21½	1650 x 900 x 547	D_NNS-AS3666A_	778	935
60 x 36 x 21½	1500 x 900 x 547	D_NNS-AS3660A_	759	908
Specify the surface type (1, 2). Specify left (L) or right (R).				
78 x 36 x 22	1950 x 900 x 560	D_NNS-AS3678A_	902	1,088
72 x 36 x 22	1800 x 900 x 560	D_NNS-AS3672A_	875	1,054
66 x 36 x 22	1650 x 900 x 560	D_NNS-AS3666A_	854	1,011
60 x 36 x 22	1500 x 900 x 560	D_NNS-AS3660A_	827	977
Specify the surface type (5, 6). Specify left (L) or right (R).				

Collaborative surfaces, laminate module - 30" D



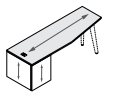
Left (L)



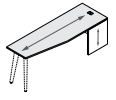
Right (R)

W x D x H (in)	W x D x H (mm)	Code	All Laminate (\$)	HPL Surfaces (\$)
<i>Meeting space. 1 grommet. Must be installed on 1 platform. Can accommodate 1 shelf for a laptop (D1N1NN-TABLAP), refer to page 37. Can accommodate 1 electric outlet kit (D1N1NN-4DUPC_), refer to page 41. Compatible with most screens, modesty panels and electrical accessories.</i>				
To be ordered separately: 1 leg kit BTL228_, BTL22824_, MTL228 or QTL2, refer to page 28.				
78 x 30 x 21½	1950 x 750 x 547	D_NNS-AS3078A_	772	930
72 x 30 x 21½	1800 x 750 x 547	D_NNS-AS3072A_	759	902
66 x 30 x 21½	1650 x 750 x 547	D_NNS-AS3066A_	743	875
60 x 30 x 21½	1500 x 750 x 547	D_NNS-AS3060A_	730	847
Specify the surface type (1, 2). Specify left (L) or right (R).				
78 x 30 x 22	1950 x 750 x 560	D_NNS-AS3078A_	840	1,000
72 x 30 x 22	1800 x 750 x 560	D_NNS-AS3072A_	827	971
66 x 30 x 22	1650 x 750 x 560	D_NNS-AS3066A_	806	935
60 x 30 x 22	1500 x 750 x 560	D_NNS-AS3060A_	784	908
Specify the surface type (5, 6). Specify left (L) or right (R).				

Collaborative surfaces, laminate module - 24" D



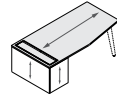
Left (L)



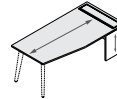
Right (R)

W x D x H (in)	W x D x H (mm)	Code	All Laminate (\$)	HPL Surfaces (\$)
<i>Meeting space. 1 grommet. Must be installed on 1 platform. Can accommodate 1 shelf for a laptop (D1N1NN-TABLAP), refer to page 37. Can accommodate 1 electric outlet kit (D1N1NN-4DUPC_), refer to page 41. Compatible with most screens, modesty panels and electrical accessories.</i>				
To be ordered separately: 1 leg kit BTL228_, BTL22820_, MTL228 or QTL2, refer to page 28.				
78 x 24 x 21½	1950 x 600 x 547	D_NNS-AS2478A_	724	854
72 x 24 x 21½	1800 x 600 x 547	D_NNS-AS2472A_	716	832
66 x 24 x 21½	1650 x 600 x 547	D_NNS-AS2466A_	702	813
60 x 24 x 21½	1500 x 600 x 547	D_NNS-AS2460A_	689	784
Specify the surface type (1, 2). Specify left (L) or right (R).				
78 x 24 x 22	1950 x 600 x 560	D_NNS-AS2478A_	784	908
72 x 24 x 22	1800 x 600 x 560	D_NNS-AS2472A_	772	888
66 x 24 x 22	1650 x 600 x 560	D_NNS-AS2466A_	749	862
60 x 24 x 22	1500 x 600 x 560	D_NNS-AS2460A_	737	832
Specify the surface type (5, 6). Specify left (L) or right (R).				

Collaborative surfaces, technology module - 36" D



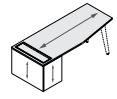
Left (L)



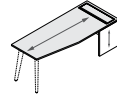
Right (R)

W x D x H (in)	W x D x H (mm)	Code	All Laminate (\$)	HPL Surfaces (\$)
<i>Meeting space. Technology module with swivel-tilt door to access the electrical/communication module. Must be installed on 1 platform. Ledge accommodates small personal electronic devices. The module has 2 liquid proof 120 V electric outlets, 2 2.1A USB outlets, a 108" (2743 mm) cable with cord and ETL certified. Can accommodate 1 shelf for a laptop (D1N1NN-TABLAP), refer to page 37. Can accommodate 1 electric outlet kit (D1N1NN-4DUPC_), refer to page 41. Compatible with most screens, modesty panels and electrical accessories. Some restrictions apply for screens.</i>				
To be ordered separately: 1 leg kit BTL228_, BTL22830_, MTL228 or QTL2, refer to page 28.				
78 x 36 x 21½	1950 x 900 x 547	D_NNS-AS3678T_	2,155	2,347
72 x 36 x 21½	1800 x 900 x 547	D_NNS-AS3672T_	2,135	2,312
66 x 36 x 21½	1650 x 900 x 547	D_NNS-AS3666T_	2,120	2,280
60 x 36 x 21½	1500 x 900 x 547	D_NNS-AS3660T_	2,101	2,245
Specify the surface type (1, 2). Specify left (L) or right (R).				
78 x 36 x 22	1950 x 900 x 560	D_NNS-AS3678T_	2,245	2,438
72 x 36 x 22	1800 x 900 x 560	D_NNS-AS3672T_	2,216	2,397
66 x 36 x 22	1650 x 900 x 560	D_NNS-AS3666T_	2,196	2,354
60 x 36 x 22	1500 x 900 x 560	D_NNS-AS3660T_	2,169	2,312
Specify the surface type (5, 6). Specify left (L) or right (R).				

Collaborative surfaces, technology module - 30" D



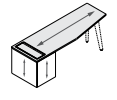
Left (L)



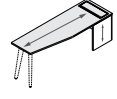
Right (R)

W x D x H (in)	W x D x H (mm)	Code	All Laminate (\$)	HPL Surfaces (\$)
<i>Meeting space. Technology module with swivel-tilt door to access the electrical/communication module. Must be installed on 1 platform. Ledge accommodates small personal electronic devices. The module has 2 liquid proof 120 V electric outlets, 2 2.1A USB outlets, a 108" (2743 mm) cable with cord and ETL certified. Can accommodate 1 shelf for a laptop (D1N1NN-TABLAP), refer to page 37. Can accommodate 1 electric outlet kit (D1N1NN-4DUPC_), refer to page 41. Compatible with most screens, modesty panels and electrical accessories. Some restrictions apply for screens.</i>				
To be ordered separately: 1 leg kit BTL228_, BTL22824_, MTL228 or QTL2, refer to page 28.				
78 x 30 x 21½	1950 x 750 x 547	D_NNS-AS3078T_	2,101	2,265
72 x 30 x 21½	1800 x 750 x 547	D_NNS-AS3072T_	2,085	2,238
66 x 30 x 21½	1650 x 750 x 547	D_NNS-AS3066T_	2,073	2,210
60 x 30 x 21½	1500 x 750 x 547	D_NNS-AS3060T_	2,060	2,183
Specify the surface type (1, 2). Specify left (L) or right (R).				
78 x 30 x 22	1950 x 750 x 560	D_NNS-AS3078T_	2,101	2,265
72 x 30 x 22	1800 x 750 x 560	D_NNS-AS3072T_	2,085	2,238
66 x 30 x 22	1650 x 750 x 560	D_NNS-AS3066T_	2,073	2,210
60 x 30 x 22	1500 x 750 x 560	D_NNS-AS3060T_	2,060	2,183
Specify the surface type (5, 6). Specify left (L) or right (R).				

Collaborative surfaces, technology module - 24" D



Left (L)




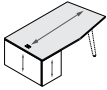
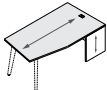
Right (R)


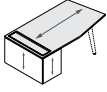
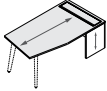
W x D x H (in)	W x D x H (mm)	Code	All Laminate (\$)	HPL Surfaces (\$)
<i>Meeting space. Technology module with swivel-tilt door to access the electrical/communication module. Must be installed on 1 platform. Ledge accommodates small personal electronic devices. The module has 2 liquid proof 120 V electric outlets, 2 2.1A USB outlets, a 108" (2743 mm) cable with cord and ETL certified. Can accommodate 1 shelf for a laptop (D1N1NN-TABLAP), refer to page 37. Can accommodate 1 electric outlet kit (D1N1NN-4DUPC_), refer to page 41. Compatible with most screens, modesty panels and electrical accessories. Some restrictions apply for screens.</i>				
To be ordered separately: 1 leg kit BTL228_, BTL22820_, MTL228 or QTL2, refer to page 28.				
78 x 24 x 21½	1950 x 600 x 547	D_NNS-AS2478T_	2,060	2,183
72 x 24 x 21½	1800 x 600 x 547	D_NNS-AS2472T_	2,052	2,169
66 x 24 x 21½	1650 x 600 x 547	D_NNS-AS2466T_	2,037	2,149
60 x 24 x 21½	1500 x 600 x 547	D_NNS-AS2460T_	2,031	2,128
Specify the surface type (1, 2). Specify left (L) or right (R).				
78 x 24 x 22	1950 x 600 x 560	D_NNS-AS2478T_	2,120	2,245
72 x 24 x 22	1800 x 600 x 560	D_NNS-AS2472T_	2,107	2,225
66 x 24 x 22	1650 x 600 x 560	D_NNS-AS2466T_	2,095	2,196
60 x 24 x 22	1500 x 600 x 560	D_NNS-AS2460T_	2,079	2,176
Specify the surface type (5, 6). Specify left (L) or right (R).				

2-TONE LAMINATE APPLICATION: SHADED AREA CORRESPONDS TO THE FIRST CODE TO BE SPECIFIED. SECOND LAMINATE CODE WILL BE APPLIED TO THE REST OF THE PRODUCT.


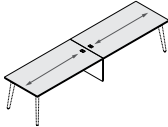



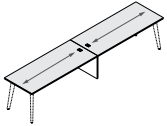
= ASSEMBLY REQUIRED


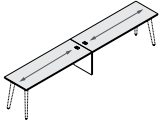
	W x D x H (in)	W x D x H (mm)	Code	All Laminate (\$)	HPL Surfaces (\$)
Collaborative surfaces, laminate module - 36" D	<i>Meeting spaces. 1 grommet. Must be installed on 1 platform. Can accommodate 1 shelf for a laptop (D1NNN-TABLAP), refer to page 37. Can accommodate 1 electric outlet kit (DNNNS-4DUPC_), refer to page 41. Compatible with most screens, modesty panels and electrical accessories.</i>				
	To be ordered separately: 1 leg kit BTL228_, BTL22830_, MTL228 or QTL2, refer to page 28.				
	72 x 36 x 21½	1800 x 900 x 547	D_NNS-CS3672A_	792	971
Left (L)	66 x 36 x 21½	1650 x 900 x 547	D_NNS-CS3666A_	778	935
	60 x 36 x 21½	1500 x 900 x 547	D_NNS-CS3660A_	759	908
Right (R)	Specify the surface type (1, 2). Specify left (L) or right (R).				
	72 x 36 x 22	1800 x 900 x 560	D_NNS-CS3672A_	875	1,054
	66 x 36 x 22	1650 x 900 x 560	D_NNS-CS3666A_	854	1,011
	60 x 36 x 22	1500 x 900 x 560	D_NNS-CS3660A_	827	977
	Specify the surface type (5, 6). Specify left (L) or right (R).				


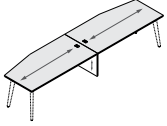
	W x D x H (in)	W x D x H (mm)	Code	All Laminate (\$)	HPL Surfaces (\$)
Collaborative surfaces, technology module - 36" D	<i>Meeting spaces. Technology module with swivel-tilt door to access the electrical/communication module. Must be installed on 1 platform. Ledge accommodates small personal electronic devices. The module has 2 liquid proof 120 V electric outlets, 2 2.1A USB outlets, a 108" (2743 mm) cable with cord and ETL certified. Can accommodate 1 shelf for a laptop (D1NNN-TABLAP), refer to page 37. Can accommodate 1 electric outlet kit (DNNNS-4DUPC_), refer to page 41. Compatible with most screens, modesty panels and electrical accessories. Some restrictions apply for screens.</i>				
	To be ordered separately: 1 leg kit BTL228_, BTL22830_, MTL228 or QTL2, refer to page 28.				
	72 x 36 x 21½	1800 x 900 x 547	D_NNS-CS3672T_	2,135	2,312
Left (L)	66 x 36 x 21½	1650 x 900 x 547	D_NNS-CS3666T_	2,120	2,280
	60 x 36 x 21½	1500 x 900 x 547	D_NNS-CS3660T_	2,101	2,245
Right (R)	Specify the surface type (1, 2). Specify left (L) or right (R).				
	72 x 36 x 22	1800 x 900 x 560	D_NNS-CS3672T_	2,216	2,397
	66 x 36 x 22	1650 x 900 x 560	D_NNS-CS3666T_	2,196	2,354
	60 x 36 x 22	1500 x 900 x 560	D_NNS-CS3660T_	2,169	2,312
	Specify the surface type (5, 6). Specify left (L) or right (R).				

DOUBLE WORK SURFACES FOR PLATFORMS

	W x D x H (in)	W x D x H (mm)	Code	All Laminate (\$)	HPL Surfaces (\$)
Double rectangular surfaces, laminate module - 36" D	<i>1 grommet per surface. Must be installed on 1 platform. Can accommodate 2 electric outlet kits (DNNNS-4DUPC_), refer to page 41. Compatible with most screens, modesty panels and electrical accessories.</i>				
	To be ordered separately: 2 leg kits BTL228_, BTL22836_, MTL228 or QTL2, refer to page 28.				
	156 x 36 x 21½	3900 x 900 x 547	D_NNS-RSD36156A	1,391	1,770
	144 x 36 x 21½	3600 x 900 x 547	D_NNS-RSD36144A	1,357	1,707
	132 x 36 x 21½	3300 x 900 x 547	D_NNS-RSD36132A	1,322	1,645
	120 x 36 x 21½	3000 x 900 x 547	D_NNS-RSD36120A	1,289	1,585
	Specify the surface type (1, 2).				
	156 x 36 x 22	3900 x 900 x 560	D_NNS-RSD36156A	1,570	1,948
	144 x 36 x 22	3600 x 900 x 560	D_NNS-RSD36144A	1,522	1,874
	132 x 36 x 22	3300 x 900 x 560	D_NNS-RSD36132A	1,472	1,797
	120 x 36 x 22	3000 x 900 x 560	D_NNS-RSD36120A	1,425	1,723
	Specify the surface type (5, 6).				

	W x D x H (in)	W x D x H (mm)	Code	All Laminate (\$)	HPL Surfaces (\$)
Double rectangular surfaces, laminate module - 30" D	<i>1 grommet per surface. Must be installed on 1 platform. Can accommodate 2 electric outlet kits (DNNNS-4DUPC_), refer to page 41. Compatible with most screens, modesty panels and electrical accessories.</i>				
	To be ordered separately: 2 leg kits BTL228_, BTL22830_, MTL228 or QTL2, refer to page 28.				
	156 x 30 x 21½	3900 x 750 x 547	D_NNS-RSD30156A	1,315	1,633
	144 x 30 x 21½	3600 x 750 x 547	D_NNS-RSD30144A	1,274	1,570
	132 x 30 x 21½	3300 x 750 x 547	D_NNS-RSD30132A	1,239	1,508
	120 x 30 x 21½	3000 x 750 x 547	D_NNS-RSD30120A	1,199	1,446
	Specify the surface type (1, 2). Edge (N). Accent (S).				
	156 x 30 x 22	3900 x 750 x 560	D_NNS-RSD30156A	1,467	1,783
	144 x 30 x 22	3600 x 750 x 560	D_NNS-RSD30144A	1,412	1,707
	132 x 30 x 22	3300 x 750 x 560	D_NNS-RSD30132A	1,364	1,633
	120 x 30 x 22	3000 x 750 x 560	D_NNS-RSD30120A	1,315	1,558
	Specify the surface type (5, 6). Edge (N). Accent (S).				

	W x D x H (in)	W x D x H (mm)	Code	All Laminate (\$)	HPL Surfaces (\$)
Double rectangular surfaces, laminate module - 24" D	<i>1 grommet per surface. Must be installed on 1 platform. Can accommodate 2 electric outlet kits (DNNNS-4DUPC_), refer to page 41. Compatible with most screens, modesty panels and electrical accessories.</i>				
	To be ordered separately: 2 leg kits BTL228_, BTL22824_, MTL228 or QTL2, refer to page 28.				
	156 x 24 x 21½	3900 x 600 x 547	D_NNS-RSD24156A	1,219	1,467
	144 x 24 x 21½	3600 x 600 x 547	D_NNS-RSD24144A	1,191	1,425
	132 x 24 x 21½	3300 x 600 x 547	D_NNS-RSD24132A	1,164	1,377
	120 x 24 x 21½	3000 x 600 x 547	D_NNS-RSD24120A	1,135	1,329
	Specify the surface type (1, 2).				
	156 x 24 x 22	3900 x 600 x 560	D_NNS-RSD24156A	1,337	1,592
	144 x 24 x 22	3600 x 600 x 560	D_NNS-RSD24144A	1,302	1,536
	132 x 24 x 22	3300 x 600 x 560	D_NNS-RSD24132A	1,259	1,480
	120 x 24 x 22	3000 x 600 x 560	D_NNS-RSD24120A	1,226	1,425
	Specify the surface type (5, 6).				

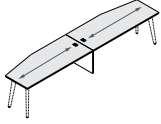
	W x D x H (in)	W x D x H (mm)	Code	All Laminate (\$)	HPL Surfaces (\$)
Double collaborative surfaces, laminate module - 36" D	<i>Meeting spaces. 1 grommet per surface. Must be installed on 1 platform. Can accommodate 2 electric outlet kits (DNNNS-4DUPC_), refer to page 41. Compatible with most screens, modesty panels and electrical accessories.</i>				
	To be ordered separately: 2 leg kits BTL228_, BTL22830_, MTL228 or QTL2, refer to page 28.				
	156 x 36 x 21½	3900 x 900 x 547	D_NNS-ASD36156A	1,558	1,935
	144 x 36 x 21½	3600 x 900 x 547	D_NNS-ASD36144A	1,522	1,874
	132 x 36 x 21½	3300 x 900 x 547	D_NNS-ASD36132A	1,487	1,804
	120 x 36 x 21½	3000 x 900 x 547	D_NNS-ASD36120A	1,453	1,742
	Specify the surface type (1, 2).				
	156 x 36 x 22	3900 x 900 x 560	D_NNS-ASD36156A	1,736	2,113
	144 x 36 x 22	3600 x 900 x 560	D_NNS-ASD36144A	1,688	2,037
	132 x 36 x 22	3300 x 900 x 560	D_NNS-ASD36132A	1,640	1,957
	120 x 36 x 22	3000 x 900 x 560	D_NNS-ASD36120A	1,592	1,879
	Specify the surface type (5, 6).				

2-TONE LAMINATE APPLICATION: SHADED AREA CORRESPONDS TO THE FIRST CODE TO BE SPECIFIED. SECOND LAMINATE CODE WILL BE APPLIED TO THE REST OF THE PRODUCT.

 = ASSEMBLY REQUIRED



Double collaborative surfaces, laminate module - 30" D



Meeting spaces. 1 grommet per surface. Must be installed on 1 platform. Can accommodate 2 electric outlet kits (DNNNS-4DUPC_), refer to page 41. Compatible with most screens, modesty panels and electrical accessories.
To be ordered separately: 2 leg kits BTL228_, BTL22824_, MTL228 or QTL2, refer to page 28.

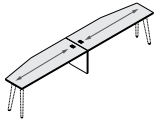
W x D x H (in)	W x D x H (mm)	Code	All Laminate (\$)	HPL Surfaces (\$)
156 x 30 x 21½	3900 x 750 x 547	D_NNS-ASD30156A	1,487	1,804
144 x 30 x 21½	3600 x 750 x 547	D_NNS-ASD30144A	1,453	1,748
132 x 30 x 21½	3300 x 750 x 547	D_NNS-ASD30132A	1,425	1,694
120 x 30 x 21½	3000 x 750 x 547	D_NNS-ASD30120A	1,391	1,640

Specify the surface type (1, 2).

156 x 30 x 22	3900 x 750 x 560	D_NNS-ASD30156A	1,633	1,948
144 x 30 x 22	3600 x 750 x 560	D_NNS-ASD30144A	1,592	1,886
132 x 30 x 22	3300 x 750 x 560	D_NNS-ASD30132A	1,549	1,818
120 x 30 x 22	3000 x 750 x 560	D_NNS-ASD30120A	1,508	1,748

Specify the surface type (5, 6).

Double collaborative surfaces, laminate module - 24" D



Meeting spaces. 1 grommet per surface. Must be installed on 1 platform. Can accommodate 2 electric outlet kits (DNNNS-4DUPC_), refer to page 41. Compatible with most screens, modesty panels and electrical accessories.
To be ordered separately: 2 leg kits BTL228_, BTL22820_, MTL228 or QTL2, refer to page 28.

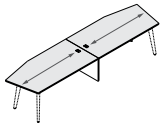
W x D x H (in)	W x D x H (mm)	Code	All Laminate (\$)	HPL Surfaces (\$)
156 x 24 x 21½	3900 x 600 x 547	D_NNS-ASD24156A	1,406	1,660
144 x 24 x 21½	3600 x 600 x 547	D_NNS-ASD24144A	1,384	1,618
132 x 24 x 21½	3300 x 600 x 547	D_NNS-ASD24132A	1,357	1,570
120 x 24 x 21½	3000 x 600 x 547	D_NNS-ASD24120A	1,329	1,522

Specify the surface type (1, 2).

156 x 24 x 22	3900 x 600 x 560	D_NNS-ASD24156A	1,527	1,783
144 x 24 x 22	3600 x 600 x 560	D_NNS-ASD24144A	1,495	1,729
132 x 24 x 22	3300 x 600 x 560	D_NNS-ASD24132A	1,453	1,672
120 x 24 x 22	3000 x 600 x 560	D_NNS-ASD24120A	1,418	1,611

Specify the surface type (5, 6).

Double collaborative surfaces, laminate module - 36" D



Meeting spaces. 1 grommet per surface. Must be installed on 1 platform. Can accommodate 2 electric outlet kits (DNNNS-4DUPC_), refer to page 41. Compatible with most screens, modesty panels and electrical accessories.
To be ordered separately: 2 leg kits BTL228_, BTL22830_, MTL228 or QTL2, refer to page 28.

W x D x H (in)	W x D x H (mm)	Code	All Laminate (\$)	HPL Surfaces (\$)
144 x 36 x 21½	3600 x 900 x 547	D_NNS-CSD36144A	1,522	1,874
132 x 36 x 21½	3300 x 900 x 547	D_NNS-CSD36132A	1,487	1,804
120 x 36 x 21½	3000 x 900 x 547	D_NNS-CSD36120A	1,453	1,742

Specify the surface type (1, 2).

144 x 36 x 22	3600 x 900 x 560	D_NNS-CSD36144A	1,688	2,037
132 x 36 x 22	3300 x 900 x 560	D_NNS-CSD36132A	1,640	1,957
120 x 36 x 22	3000 x 900 x 560	D_NNS-CSD36120A	1,592	1,879

Specify the surface type (5, 6).

RETURN-SURFACES FOR PLATFORMS

Bridge-returns, laminate module - 24" D



Reversible laminate module. 1 grommet. Must be used with 1 platform and be installed to a primary surface. Can accommodate 1 shelf for a laptop (D1NNN-TABLAP), refer to page 37. Can accommodate 1 electric outlet kit (DNNNS-4DUPC_), refer to page 41. Compatible with most screens, modesty panels and electrical accessories.

W x D x H (in)	W x D x H (mm)	Code	All Laminate (\$)	HPL Surfaces (\$)
68 x 24 x 21½	1700 x 600 x 547	D_NNS-BR2468A	570	668
62 x 24 x 21½	1550 x 600 x 547	D_NNS-BR2462A	549	646
56 x 24 x 21½	1400 x 600 x 547	D_NNS-BR2456A	537	628

Specify the surface type (1, 2).

68 x 24 x 22	1700 x 600 x 560	D_NNS-BR2468A	613	724
62 x 24 x 22	1550 x 600 x 560	D_NNS-BR2462A	593	695
56 x 24 x 22	1400 x 600 x 560	D_NNS-BR2456A	580	668

Specify the surface type (5, 6).

Bridge-returns, laminate module - 20" D



Reversible laminate module. 1 grommet. Must be used with 1 platform and be installed to a primary surface. Can accommodate 1 electric outlet kit (DNNNS-4DUPC_), refer to page 41. Compatible with most screens, modesty panels and electrical accessories.

W x D x H (in)	W x D x H (mm)	Code	All Laminate (\$)	HPL Surfaces (\$)
68 x 20 x 21½	1700 x 500 x 547	D_NNS-BR2068A	549	640
62 x 20 x 21½	1550 x 500 x 547	D_NNS-BR2062A	537	620
56 x 20 x 21½	1400 x 500 x 547	D_NNS-BR2056A	532	606

Specify the surface type (1, 2).

68 x 20 x 22	1700 x 500 x 560	D_NNS-BR2068A	593	549
62 x 20 x 22	1550 x 500 x 560	D_NNS-BR2062A	580	593
56 x 20 x 22	1400 x 500 x 560	D_NNS-BR2056A	564	640

Specify the surface type (5, 6).

Return-surfaces - 24" D



Reversible. Must be attached to 1 freestanding table. 1 grommet. Compatible with most screens, modesty panels and electrical accessories.
To be ordered separately: 1 leg kit BTL228_, BTL22824_, MTL228 or QTL2, refer to page 28.

W x D x H (in)	W x D x H (mm)	Code	All Laminate (\$)	HPL Surfaces (\$)
48 x 24 x 1	1200 x 600 x 25	D_NNS-RS2448	241	324
42 x 24 x 1	1050 x 600 x 25	D_NNS-RS2442	228	296
36 x 24 x 1	900 x 600 x 25	D_NNS-RS2436	222	276

Specify the surface type (1, 2).

48 x 24 x 1½	1200 x 600 x 38	D_NNS-RS2448	276	359
42 x 24 x 1½	1050 x 600 x 38	D_NNS-RS2442	263	331
36 x 24 x 1½	900 x 600 x 38	D_NNS-RS2436	247	303

Specify the surface type (5, 6).

Return-surfaces - 20" D



Reversible. Must be attached to 1 freestanding table. 1 grommet. Compatible with most screens, modesty panels and electrical accessories.
To be ordered separately: 1 leg kit BTL228_, BTL22820_, MTL228 or QTL2, refer to page 28.

W x D x H (in)	W x D x H (mm)	Code	All Laminate (\$)	HPL Surfaces (\$)
48 x 20 x 1	1200 x 500 x 25	D_NNS-RS2048	228	296
42 x 20 x 1	1050 x 500 x 25	D_NNS-RS2042	213	276
36 x 20 x 1	900 x 500 x 25	D_NNS-RS2036	207	255

Specify the surface type (1, 2).

48 x 20 x 1½	1200 x 500 x 38	D_NNS-RS2048	255	324
42 x 20 x 1½	1050 x 500 x 38	D_NNS-RS2042	241	303
36 x 20 x 1½	900 x 500 x 38	D_NNS-RS2036	228	282

Specify the surface type (5, 6).

2-TONE LAMINATE APPLICATION: SHADED AREA CORRESPONDS TO THE FIRST CODE TO BE SPECIFIED. SECOND LAMINATE CODE WILL BE APPLIED TO THE REST OF THE PRODUCT.

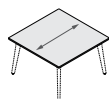
= ASSEMBLY REQUIRED

USA - SEPTEMBER 2022

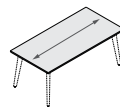
W x D x H (in)	W x D x H (mm)	Code	All Laminate (\$)	HPL Surfaces (\$)
Executive returns				
<i>Reversible executive return. To be ordered separately: 1 pedestal and 1 top. Must be used with a platform. Pedestal with 1 box drawer. Pencil tray. 1 file drawer with suspension bar. Lock. Rectangular top. Grommet.</i>				
<i>Top for executive return.</i>				
48 x 18 x 1	1200 x 450 x 25	D_NNS-RTR1848	213	276
42 x 18 x 1	1050 x 450 x 25	D_NNS-RTR1842	207	255
36 x 18 x 1	900 x 450 x 25	D_NNS-RTR1836	194	241
Specify the surface type (1, 2).				
48 x 18 x 1½	1200 x 450 x 38	D_NNS-RTR1848	241	303
42 x 18 x 1½	1050 x 450 x 38	D_NNS-RTR1842	228	282
36 x 18 x 1½	900 x 450 x 38	D_NNS-RTR1836	213	263
Specify the surface type (5, 6). Edge (N). Accent (S).				
<i>Pedestal for executive return.</i>				
18 x 18 x 20½	450 x 450 x 521	DNNPS-RUF181820	784	-

SURFACES FOR FREESTANDING TABLES
Round surfaces

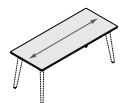

<i>To be ordered separately: 2 leg kits BTL228_, MTL228 or QTL2, refer to page 28.</i>				
60 x 60 x 1	1500 x 1500 x 25	D_NNN-R60	606	854
54 x 54 x 1	1350 x 1350 x 25	D_NNN-R54	564	772
48 x 48 x 1	1200 x 1200 x 25	D_NNN-R48	515	689
42 x 42 x 1	1050 x 1050 x 25	D_NNN-R42	474	606
36 x 36 x 1	900 x 900 x 25	D_NNN-R36	427	515
Specify the surface type (1, 2).				
60 x 60 x 1½	1500 x 1500 x 38	D_NNN-R60	724	971
54 x 54 x 1½	1350 x 1350 x 38	D_NNN-R54	661	867
48 x 48 x 1½	1200 x 1200 x 38	D_NNN-R48	598	765
42 x 42 x 1½	1050 x 1050 x 38	D_NNN-R42	537	661
36 x 36 x 1½	900 x 900 x 38	D_NNN-R36	467	559
Specify the surface type (5, 6).				

Square surfaces


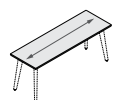
<i>To be ordered separately: 2 leg kits BTL228_, MTL228 or QTL2, refer to page 28.</i>				
60 x 60 x 1	1500 x 1500 x 25	D_NNN-SQ60	490	730
54 x 54 x 1	1350 x 1350 x 25	D_NNN-SQ54	441	646
48 x 48 x 1	1200 x 1200 x 25	D_NNN-SQ48	400	564
42 x 42 x 1	1050 x 1050 x 25	D_NNN-SQ42	359	482
36 x 36 x 1	900 x 900 x 25	D_NNN-SQ36	316	400
Specify the surface type (1, 2).				
60 x 60 x 1½	1500 x 1500 x 38	D_NNN-SQ60	598	847
54 x 54 x 1½	1350 x 1350 x 38	D_NNN-SQ54	537	743
48 x 48 x 1½	1200 x 1200 x 38	D_NNN-SQ48	474	646
42 x 42 x 1½	1050 x 1050 x 38	D_NNN-SQ42	420	544
36 x 36 x 1½	900 x 900 x 38	D_NNN-SQ36	359	441
Specify the surface type (5, 6).				

Rectangular surfaces - 36" D


W x D x H (in)	W x D x H (mm)	Code	All Laminate (\$)	HPL Surfaces (\$)
<i>Compatible with most screens, modesty panels and electrical accessories. To be ordered separately: 2 leg kits BTL228_, BTL22836_, MTL228 or QTL2, refer to page 28.</i>				
78 x 36 x 1	1950 x 900 x 25	D_NNN-TR3678	510	702
72 x 36 x 1	1800 x 900 x 25	D_NNN-TR3672	462	640
66 x 36 x 1	1650 x 900 x 25	D_NNN-TR3666	420	580
60 x 36 x 1	1500 x 900 x 25	D_NNN-TR3660	371	515
Specify the surface type (1, 2).				
78 x 36 x 1½	1950 x 900 x 38	D_NNN-TR3678	598	792
72 x 36 x 1½	1800 x 900 x 38	D_NNN-TR3672	544	724
66 x 36 x 1½	1650 x 900 x 38	D_NNN-TR3666	496	654
60 x 36 x 1½	1500 x 900 x 38	D_NNN-TR3660	441	586
Specify the surface type (5, 6).				

Rectangular surfaces - 30" D


<i>Compatible with most screens, modesty panels and electrical accessories. To be ordered separately: 2 leg kits BTL228_, BTL22830_, MTL228 or QTL2, refer to page 28.</i>				
78 x 30 x 1	1950 x 750 x 25	D_NNN-TR3078	474	634
72 x 30 x 1	1800 x 750 x 25	D_NNN-TR3072	427	580
66 x 30 x 1	1650 x 750 x 25	D_NNN-TR3066	386	523
60 x 30 x 1	1500 x 750 x 25	D_NNN-TR3060	345	467
Specify the surface type (1, 2).				
78 x 30 x 1½	1950 x 750 x 38	D_NNN-TR3078	544	702
72 x 30 x 1½	1800 x 750 x 38	D_NNN-TR3072	496	640
66 x 30 x 1½	1650 x 750 x 38	D_NNN-TR3066	446	580
60 x 30 x 1½	1500 x 750 x 38	D_NNN-TR3060	400	523
Specify the surface type (5, 6).				

Rectangular surfaces - 24" D


<i>Compatible with most screens, modesty panels and electrical accessories. To be ordered separately: 2 leg kits BTL228_, BTL22824_, MTL228 or QTL2, refer to page 28.</i>				
78 x 24 x 1	1950 x 600 x 25	D_NNN-TR2478	434	564
72 x 24 x 1	1800 x 600 x 25	D_NNN-TR2472	393	510
66 x 24 x 1	1650 x 600 x 25	D_NNN-TR2466	352	456
60 x 24 x 1	1500 x 600 x 25	D_NNN-TR2460	303	400
Specify the surface type (1, 2).				
78 x 24 x 1½	1950 x 600 x 38	D_NNN-TR2478	496	620
72 x 24 x 1½	1800 x 600 x 38	D_NNN-TR2472	446	564
66 x 24 x 1½	1650 x 600 x 38	D_NNN-TR2466	400	504
60 x 24 x 1½	1500 x 600 x 38	D_NNN-TR2460	352	446
Specify the surface type (5, 6).				

2-TONE LAMINATE APPLICATION: SHADED AREA CORRESPONDS TO THE FIRST CODE TO BE SPECIFIED. SECOND LAMINATE CODE WILL BE APPLIED TO THE REST OF THE PRODUCT.

= ASSEMBLY REQUIRED



Collaborative surfaces with 1 angle - 36" D

*Compatible with most screens, modesty panels and electrical accessories.
To be ordered separately: 2 leg kits BTL228_, MTL228, QTL2, refer to page 28 or 1 leg kit BTL22836_ and 1 kit BTL22830_, refer to page 28.*

W x D x H (in)	W x D x H (mm)	Code	All Laminate (\$)	HPL Surfaces (\$)
78 x 36 x 1	1950 x 900 x 25	D_NNN-TA3678_	606	799
72 x 36 x 1	1800 x 900 x 25	D_NNN-TA3672_	564	737
66 x 36 x 1	1650 x 900 x 25	D_NNN-TA3666_	515	675
60 x 36 x 1	1500 x 900 x 25	D_NNN-TA3660_	467	613

Left (L)

Right (R)

Specify the surface type (1, 2). Specify left (L) or right (R).

78 x 36 x 1½	1950 x 900 x 38	D_NNN-TA3678_	695	897
72 x 36 x 1½	1800 x 900 x 38	D_NNN-TA3672_	564	737
66 x 36 x 1½	1650 x 900 x 38	D_NNN-TA3666_	515	675
60 x 36 x 1½	1500 x 900 x 38	D_NNN-TA3660_	467	613

Specify the surface type (5, 6). Specify left (L) or right (R).

Collaborative surfaces with 1 angle - 30" D

*Compatible with most screens, modesty panels and electrical accessories.
To be ordered separately: 2 leg kits BTL228_, MTL228, QTL2, refer to page 28 or 1 leg kit BTL22830_ and 1 kit BTL22824_, refer to page 28.*

W x D x H (in)	W x D x H (mm)	Code	All Laminate (\$)	HPL Surfaces (\$)
78 x 30 x 1	1950 x 750 x 25	D_NNN-TA3078_	570	730
72 x 30 x 1	1800 x 750 x 25	D_NNN-TA3072_	523	668
66 x 30 x 1	1650 x 750 x 25	D_NNN-TA3066_	474	613
60 x 30 x 1	1500 x 750 x 25	D_NNN-TA3060_	427	549

Left (L)

Right (R)

Specify the surface type (1, 2). Specify left (L) or right (R).

78 x 30 x 1½	1950 x 750 x 38	D_NNN-TA3078_	646	806
72 x 30 x 1½	1800 x 750 x 38	D_NNN-TA3072_	593	743
66 x 30 x 1½	1650 x 750 x 38	D_NNN-TA3066_	537	675
60 x 30 x 1½	1500 x 750 x 38	D_NNN-TA3060_	482	606

Specify the surface type (5, 6). Edge (N). Accent (S). Specify left (L) or right (R).

Collaborative surfaces with 1 angle - 24" D

*Compatible with most screens, modesty panels and electrical accessories.
To be ordered separately: 2 leg kits BTL228_, MTL228, QTL2, refer to page 28 or 1 leg kit BTL22824_ and 1 kit BTL22820_, refer to page 28.*

W x D x H (in)	W x D x H (mm)	Code	All Laminate (\$)	HPL Surfaces (\$)
78 x 24 x 1	1950 x 600 x 25	D_NNN-TA2478_	537	661
72 x 24 x 1	1800 x 600 x 25	D_NNN-TA2472_	490	606
66 x 24 x 1	1650 x 600 x 25	D_NNN-TA2466_	446	549
60 x 24 x 1	1500 x 600 x 25	D_NNN-TA2460_	400	504

Left (L)

Right (R)

Specify the surface type (1, 2). Specify left (L) or right (R).

78 x 24 x 1½	1950 x 600 x 38	D_NNN-TA2478_	593	724
72 x 24 x 1½	1800 x 600 x 38	D_NNN-TA2472_	544	661
66 x 24 x 1½	1650 x 600 x 38	D_NNN-TA2466_	496	606
60 x 24 x 1½	1500 x 600 x 38	D_NNN-TA2460_	446	544

Specify the surface type (5, 6). Specify left (L) or right (R).

Collaborative surfaces with 2 angles - 36" D

*Compatible with most screens, modesty panels and electrical accessories.
To be ordered separately: 2 leg kits BTL228_, MTL228, QTL2, refer to page 28 or 1 leg kit BTL22836_ and 1 kit BTL22830_, refer to page 28.*

W x D x H (in)	W x D x H (mm)	Code	All Laminate (\$)	HPL Surfaces (\$)
78 x 36 x 1	1950 x 900 x 25	D_NNN-TC3678_	606	799
72 x 36 x 1	1800 x 900 x 25	D_NNN-TC3672_	564	737
66 x 36 x 1	1650 x 900 x 25	D_NNN-TC3666_	515	675
60 x 36 x 1	1500 x 900 x 25	D_NNN-TC3660_	467	613

Left (L)

Right (R)

Specify the surface type (1, 2). Specify left (L) or right (R).

78 x 36 x 1½	1950 x 900 x 38	D_NNN-TC3678_	695	897
72 x 36 x 1½	1800 x 900 x 38	D_NNN-TC3672_	646	820
66 x 36 x 1½	1650 x 900 x 38	D_NNN-TC3666_	593	749
60 x 36 x 1½	1500 x 900 x 38	D_NNN-TC3660_	537	683

Specify the surface type (5, 6). Specify left (L) or right (R).

LEG KITS FOR WORK SURFACES

STAD wood legs - 28" H *Kit of 2 wood legs with steel attachment.*

W x D x H (in)	W x D x H (mm)	Code	All Laminate (\$)	HPL Surfaces (\$)
3¼ x 2¾ x 28	84 x 60 x 711	DNNN_-BTL228_		840

Specify accent color (K, S, W). Specify wood leg color (W20, W21).

STAD wood legs with crosspiece - 28" H *Kit of 2 wood legs with crosspiece and steel attachment. Choose the dimension of the set depending on the depth of the surface.*

W x D x H (in)	W x D x H (mm)	Code	All Laminate (\$)	HPL Surfaces (\$)
36 x 2¾ x 28	900 x 60 x 711	DNNN_-BTL22836_		888
30 x 2¾ x 28	750 x 60 x 711	DNNN_-BTL22830_		881
24 x 2¾ x 28	600 x 60 x 711	DNNN_-BTL22824_		875
20 x 2¾ x 28	500 x 60 x 711	DNNN_-BTL22820_		867

Specify accent color (K, S, W). Specify wood leg color (W20, W21).

STAD metal legs - 28" H *Kit of 2 aluminum legs.*

W x D x H (in)	W x D x H (mm)	Code	All Laminate (\$)	HPL Surfaces (\$)
3¼ x 2¾ x 28	84 x 60 x 711	DNNN_-MTL228		337

Specify leg color (K, S, W).

Square metal legs - 28" H *Kit of 2 steel legs.*

W x D x H (in)	W x D x H (mm)	Code	All Laminate (\$)	HPL Surfaces (\$)
2 x 2 x 28	51 x 51 x 711	DNNN_-QTL2		310

Specify leg color (K, S, W).

SURFACES FOR OCCASIONAL TABLES

Round surfaces *To be ordered separately: 1 leg kit BTL423_ or MTL423, refer to page 29.*

W x D x H (in)	W x D x H (mm)	Code	All Laminate (\$)	HPL Surfaces (\$)
30 x 30 x 1	750 x 750 x 25	D_NNN-RB30	365	427
24 x 24 x 1	600 x 600 x 25	D_NNN-RB24	345	377

Specify the surface type (1, 2).

30 x 30 x 1½	750 x 750 x 38	D_NNN-RB30	400	462
24 x 24 x 1½	600 x 600 x 38	D_NNN-RB24	359	400

Specify the surface type (5, 6).

Square surfaces *To be ordered separately: 1 leg kit BTL423_ or MTL423, refer to page 29.*

W x D x H (in)	W x D x H (mm)	Code	All Laminate (\$)	HPL Surfaces (\$)
30 x 30 x 1	750 x 750 x 25	D_NNN-SQB30	247	311
24 x 24 x 1	600 x 600 x 25	D_NNN-SQB24	213	263

Specify the surface type (1, 2).

30 x 30 x 1½	750 x 750 x 38	D_NNN-SQB30	276	337
24 x 24 x 1½	600 x 600 x 38	D_NNN-SQB24	234	276

Specify the surface type (5, 6).

Rectangular surfaces *To be ordered separately: 1 leg kit BTL423_ or MTL423, refer to page 29.*

W x D x H (in)	W x D x H (mm)	Code	All Laminate (\$)	HPL Surfaces (\$)
48 x 24 x 1	1200 x 600 x 25	D_NNN-TRB2448	255	331

Specify the surface type (1, 2).

48 x 24 x 1½	1200 x 600 x 38	D_NNN-TRB2448	289	371
--------------	-----------------	---------------	-----	-----

Specify the surface type (5, 6).

Side table *¾" (16 mm) thick thermofused laminate rectangular top. 1 electronic tablet support included. Metal base.*

W x D x H (in)	W x D x H (mm)	Code	All Laminate (\$)	HPL Surfaces (\$)
18½ x 13 x 26	470 x 330 x 664	DNNN_-RT141725	683	-

Edge (N). Specify the color of the base (K, S, W).

2-TONE LAMINATE APPLICATION: SHADED AREA CORRESPONDS TO THE FIRST CODE TO BE SPECIFIED. SECOND LAMINATE CODE WILL BE APPLIED TO THE REST OF THE PRODUCT.

= ASSEMBLY REQUIRED

W x D x H (in)	W x D x H (mm)	Code	All Laminate (\$)	HPL Surfaces (\$)
----------------	----------------	------	-------------------	-------------------

LEG KITS FOR OCCASIONAL TABLE SURFACES

	STAD wood legs - 23" H <i>Kit of 4 wood legs with steel attachment. Must be installed under 1 occasional table top.</i>			
	3 1/4 x 2 3/8 x 23 84 x 60 x 585 D_NNN_-BTL423 1,495			

	STAD metal legs - 23" H <i>Kit of 4 aluminum legs. Must be installed under 1 occasional table top.</i>			
	3 1/4 x 2 3/8 x 23 84 x 60 x 585 D_NNN_-MTL423 661			

FREESTANDING HEIGHT ADJUSTABLE TABLES

	Electric height adjustable rectangular tables, metal C-base - 30" D <i>Metal C-base. 10' (3040 mm) cable with cord. Compatible with screens, modesty panels.</i> <i>1" (25 mm) thick top:</i> <i>Lowest position is 24" (607 mm) and highest position is 49 1/2" (1257 mm).</i>				
	72 x 30 x 24 -49 1/2 1800 x 750 x 607-1257 D_NNN-RT3072GC 2,514 2,726 66 x 30 x 24 -49 1/2 1650 x 750 x 607-1257 D_NNN-RT3066GC 2,498 2,693 60 x 30 x 24 -49 1/2 1500 x 750 x 607-1257 D_NNN-RT3060GC 2,486 2,666 54 x 30 x 24 -49 1/2 1350 x 750 x 607-1257 D_NNN-RT3054GC 2,472 2,637				

2-grommet option, add G2 at the end of the code and \$152.

	Electric height adjustable rectangular tables, metal C-base - 24" D <i>Metal C-base. 10' (3040 mm) cable with cord. Compatible with screens, modesty panels.</i> <i>1" (25 mm) thick top:</i> <i>Lowest position is 24" (607 mm) and highest position is 49 1/2" (1257 mm).</i>				
	72 x 24 x 24 -49 1/2 1800 x 600 x 607-1257 D_NNN-RT2472GC 2,486 2,658 66 x 24 x 24 -49 1/2 1650 x 600 x 607-1257 D_NNN-RT2466GC 2,472 2,630 60 x 24 x 24 -49 1/2 1500 x 600 x 607-1257 D_NNN-RT2460GC 2,467 2,602 54 x 24 x 24 -49 1/2 1350 x 600 x 607-1257 D_NNN-RT2454GC 2,450 2,580				

2-grommet option, add G2 at the end of the code and \$152.

	Open storage modules, for freestanding height adjustable tables - 13 1/2" H <i>1 tone only. 1 open storage space and 1 closed storage space with removable panel and 1 grommet. Can accommodate the electrical connection of 1 electric height adjustable table. Must be installed on 1 platform. Can accommodate 1 electric outlet kit (DNNNS-4DUPC_), refer to page 41. 1 communication plate included.</i>			
	30 x 18 x 13 750 x 450 x 349 D_NNS-BI183013 523 564 24 x 18 x 13 600 x 450 x 349 D_NNS-BI182413 496 537			

Left (L)



Right (R)

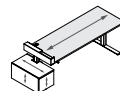
	Shared open storage modules, for freestanding height adjustable tables - 13 1/2" H <i>1 tone only. 1 open storage space and 1 closed storage space with removable panel and 1 grommet. Can accommodate the electrical connection of 2 electric height adjustable tables. Must be installed on 1 platform. Can accommodate 1 or 2 electric outlet kits (DNNNS-4DUPC_), refer to page 41. 2 communication plates included.</i>			
	30 x 18 x 13 750 x 450 x 349 D_NNS-DBI183013 593 634 24 x 18 x 13 600 x 450 x 349 D_NNS-DBI182413 559 598			



W x D x H (in)	W x D x H (mm)	Code	All Laminate (\$)	HPL Surfaces (\$)
----------------	----------------	------	-------------------	-------------------

HEIGHT ADJUSTABLE TABLES FOR PLATFORMS				
	Electric height adjustable rectangular tables, integrated base - 30" D <i>Metal C-base and integrated laminate base with 1 open storage space and 1 closed storage space with removable panel. Grommets on the laminate and surface module. Metal compartment for small personal items. 10' (3040 mm) cable with cord. Compatible with screens, modesty panels. Must be installed on 1 platform. Can accommodate 1 electric outlet kit (DNNNS-4DUPC_), refer to page 41. 1 communication plate included.</i> <i>1" (25 mm) thick top:</i> <i>Lowest position is 24" (607 mm) and highest position is 49 1/2" (1257 mm).</i>			
	88 x 30 x 24 -49 1/2 2207 x 750 x 607-1257 D_NNS-RT3072SGC 3,463 3,676 82 x 30 x 24 -49 1/2 2057 x 750 x 607-1257 D_NNS-RT3066SGC 3,455 3,650 76 x 30 x 24 -49 1/2 1907 x 750 x 607-1257 D_NNS-RT3060SGC 3,443 3,622 70 x 30 x 24 -49 1/2 1757 x 750 x 607-1257 D_NNS-RT3054SGC 3,429 3,588			

Left (L)



Right (R)

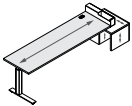
	Electric height adjustable rectangular tables, integrated base - 30" D <i>Metal C-base and integrated laminate base with 1 open storage space and 1 closed storage space with removable panel. Grommets on the laminate and surface module. Metal compartment for small personal items. 10' (3040 mm) cable with cord. Compatible with screens, modesty panels. Must be installed on 1 platform. Can accommodate 1 electric outlet kit (DNNNS-4DUPC_), refer to page 41. 1 communication plate included.</i> <i>1 1/2" (38 mm) thick top:</i> <i>Lowest position is 24 1/2" (620 mm) and highest position is 50" (1270 mm).</i>			
	88 x 30 x 24 1/2 -50 2207 x 750 x 620-1270 D_NNS-RT3072SGC 3,532 3,746 82 x 30 x 24 1/2 -50 2057 x 750 x 620-1270 D_NNS-RT3066SGC 3,519 3,711 76 x 30 x 24 1/2 -50 1907 x 750 x 620-1270 D_NNS-RT3060SGC 3,498 3,676 70 x 30 x 24 1/2 -50 1757 x 750 x 620-1270 D_NNS-RT3054SGC 3,484 3,642			

Specify the surface type (1, 2). Specify leg color (K, S, W). Specify left (L) or right (R).

2-TONE LAMINATE APPLICATION: SHADED AREA CORRESPONDS TO THE FIRST CODE TO BE SPECIFIED. SECOND LAMINATE CODE WILL BE APPLIED TO THE REST OF THE PRODUCT.

= ASSEMBLY REQUIRED



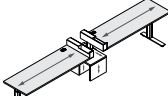
	W x D x H (in)	W x D x H (mm)	Code	All Laminate (\$)	HPL Surfaces (\$)
Electric height adjustable rectangular tables, integrated base - 24" D  Left (L)	88 x 24 x 24-49½	2207 x 600 x 607-1257	D_NNS-RT2472SGC	3,429	3,635
	82 x 24 x 24-49½	2057 x 600 x 607-1257	D_NNS-RT2466SGC	3,414	3,607
	76 x 24 x 24-49½	1907 x 600 x 607-1257	D_NNS-RT2460SGC	3,402	3,580
	70 x 24 x 24-49½	1757 x 600 x 607-1257	D_NNS-RT2454SGC	3,388	3,546

Specify the surface type (1, 2). Specify leg color (K, S, W). Specify left (L) or right (R).

*1½" (38 mm) thick top:
Lowest position is 24½" (620 mm) and highest position is 50" (1270 mm).*

88 x 24 x 24½-50	2207 x 600 x 620-1270	D_NNS-RT2472SGC	3,498	3,705
82 x 24 x 24½-50	2057 x 600 x 620-1270	D_NNS-RT2466SGC	3,477	3,671
76 x 24 x 24½-50	1907 x 600 x 620-1270	D_NNS-RT2460SGC	3,455	3,635
70 x 24 x 24½-50	1757 x 600 x 620-1270	D_NNS-RT2454SGC	3,443	3,601

Specify the surface type (5, 6). Specify leg color (K, S, W). Specify left (L) or right (R).

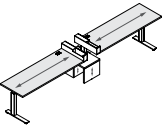
	W x D x H (in)	W x D x H (mm)	Code	All Laminate (\$)	HPL Surfaces (\$)
Electric height adjustable double rectangular tables, integrated base - 30" D  Left (L)	159 x 30 x 24-49½	3964 x 750 x 607-1257	D_NNS-RTD30144SGC	6,342	6,766
	147 x 30 x 24-49½	3664 x 750 x 607-1257	D_NNS-RTD30132SGC	6,315	6,707
	135 x 30 x 24-49½	3364 x 750 x 607-1257	D_NNS-RTD30120SGC	6,293	6,644
	123 x 30 x 24-49½	3064 x 750 x 607-1257	D_NNS-RTD30108SGC	6,266	6,583

Specify the surface type (1, 2). Specify leg color (K, S, W).

*1½" (38 mm) thick top:
Lowest position is 24½" (620 mm) and highest position is 50" (1270 mm).*

159 x 30 x 24½-50	3964 x 750 x 620-1270	D_NNS-RTD30144SGC	6,480	6,906
147 x 30 x 24½-50	3664 x 750 x 620-1270	D_NNS-RTD30132SGC	6,445	6,831
135 x 30 x 24½-50	3364 x 750 x 620-1270	D_NNS-RTD30120SGC	6,405	6,761
123 x 30 x 24½-50	3064 x 750 x 620-1270	D_NNS-RTD30108SGC	6,370	6,685

Specify the surface type (5, 6). Specify leg color (K, S, W).

	W x D x H (in)	W x D x H (mm)	Code	All Laminate (\$)	HPL Surfaces (\$)
Electric height adjustable double rectangular tables, integrated base - 24" D  Left (L)	159 x 24 x 24-49½	3964 x 600 x 607-1257	D_NNS-RTD24144SGC	6,230	6,599
	147 x 24 x 24-49½	3664 x 600 x 607-1257	D_NNS-RTD24132SGC	6,212	6,520
	135 x 24 x 24-49½	3364 x 600 x 607-1257	D_NNS-RTD24120SGC	6,190	6,472
	123 x 24 x 24-49½	3064 x 600 x 607-1257	D_NNS-RTD24108SGC	6,169	6,424

Specify the surface type (1, 2). Specify leg color (K, S, W).

*1" (25 mm) thick top:
Lowest position is 24" (607 mm) and highest position is 49½" (1257 mm).*

To be ordered separately: If the table is installed on 1 50" (1250 mm) or 62" W (1550 mm) platform, an extra 6" H (152 mm) leg kit is required, refer to page 30.

*1½" (38 mm) thick top:
Lowest position is 24½" (620 mm) and highest position is 50" (1270 mm).*

159 x 24 x 24½-50	3964 x 600 x 620-1270	D_NNS-RTD24144SGC	6,342	6,680
147 x 24 x 24½-50	3664 x 600 x 620-1270	D_NNS-RTD24132SGC	6,315	6,624
135 x 24 x 24½-50	3364 x 600 x 620-1270	D_NNS-RTD24120SGC	6,279	6,569
123 x 24 x 24½-50	3064 x 600 x 620-1270	D_NNS-RTD24108SGC	6,251	6,507

Specify the surface type (5, 6). Specify leg color (K, S, W).

Kit of 2 wood legs. Can be mounted under 1 50" (1250 mm) or 62" W (1550 mm) platform.	Code	All Laminate (\$)	HPL Surfaces (\$)
2 x 1¾ x 6	DNNNS-BTL206	452	456

Specify wood leg color (W20, W21).

Kit of 2 aluminum legs. Can be mounted under 1 50" (1250 mm) or 62" W (1550 mm) platform.	Code	All Laminate (\$)	HPL Surfaces (\$)
1⅞ x 2⅞ x 6	DNNN-MTL206	187	

Specify leg color (K, S, W).

FREESTANDING CAFÉ HEIGHT TABLES

Rectangular café height tables, STAD wood legs - 36" D	Code	All Laminate (\$)	HPL Surfaces (\$)
78 x 36 x 42	D_NNN-RT367842B	2,650	2,928
72 x 36 x 42	D_NNN-RT367242B	2,602	2,857
66 x 36 x 42	D_NNN-RT366642B	2,563	2,796
60 x 36 x 42	D_NNN-RT366042B	2,520	2,735

Specify the surface type (1, 2). Specify accent color (K, S, W). Specify wood leg color (W20, W21).

78 x 36 x 42½	D_NNN-RT367842B	2,741	3,016
72 x 36 x 42½	D_NNN-RT367242B	2,685	2,939
66 x 36 x 42½	D_NNN-RT366642B	2,637	2,872
60 x 36 x 42½	D_NNN-RT366042B	2,589	2,802

Specify the surface type (5, 6). Specify accent color (K, S, W). Specify wood leg color (W20, W21).

2-TONE LAMINATE APPLICATION: SHADED AREA CORRESPONDS TO THE FIRST CODE TO BE SPECIFIED. SECOND LAMINATE CODE WILL BE APPLIED TO THE REST OF THE PRODUCT.

= ASSEMBLY REQUIRED

W x D x H (in)	W x D x H (mm)	Code	All Laminate (\$)	HPL Surfaces (\$)
Rectangular café height tables, STAD wood legs - 30" D				
<i>Wood legs with attachment and steel crosspieces.</i>				
78 x 30 x 42	1950 x 750 x 1067	D_NNN-RT307842B	2,616	2,849
72 x 30 x 42	1800 x 750 x 1067	D_NNN-RT307242B	2,575	2,788
66 x 30 x 42	1650 x 750 x 1067	D_NNN-RT306642B	2,534	2,735
60 x 30 x 42	1500 x 750 x 1067	D_NNN-RT306042B	2,493	2,671
Specify the surface type (1, 2). Specify accent color (K, S, W). Specify wood leg color (W20, W21).				
78 x 30 x 42 1/2	1950 x 750 x 1079	D_NNN-RT307842B	2,693	2,928
72 x 30 x 42 1/2	1800 x 750 x 1079	D_NNN-RT307242B	2,645	2,857
66 x 30 x 42 1/2	1650 x 750 x 1079	D_NNN-RT306642B	2,602	2,796
60 x 30 x 42 1/2	1500 x 750 x 1079	D_NNN-RT306042B	2,554	2,735



W x D x H (in)	W x D x H (mm)	Code	All Laminate (\$)	HPL Surfaces (\$)
Rectangular café height tables, STAD wood legs - 24" D				
<i>Wood legs with attachment and steel crosspieces.</i>				
78 x 24 x 42	1950 x 600 x 1067	D_NNN-RT247842B	2,589	2,774
72 x 24 x 42	1800 x 600 x 1067	D_NNN-RT247242B	2,548	2,719
66 x 24 x 42	1650 x 600 x 1067	D_NNN-RT246642B	2,514	2,666
60 x 24 x 42	1500 x 600 x 1067	D_NNN-RT246042B	2,472	2,616
Specify the surface type (1, 2). Specify accent color (K, S, W). Specify wood leg color (W20, W21).				
78 x 24 x 42 1/2	1950 x 600 x 1079	D_NNN-RT247842B	2,650	2,837
72 x 24 x 42 1/2	1800 x 600 x 1079	D_NNN-RT247242B	2,602	2,774
66 x 24 x 42 1/2	1650 x 600 x 1079	D_NNN-RT246642B	2,563	2,719
60 x 24 x 42 1/2	1500 x 600 x 1079	D_NNN-RT246042B	2,520	2,658
Specify the surface type (5, 6). Specify accent color (K, S, W). Specify wood leg color (W20, W21).				



W x D x H (in)	W x D x H (mm)	Code	All Laminate (\$)	HPL Surfaces (\$)
Rectangular café height tables, STAD metal legs - 36" D				
<i>Aluminum legs and steel crosspiece.</i>				
78 x 36 x 42	1950 x 900 x 1067	D_NNN-RT367842M	2,444	2,726
72 x 36 x 42	1800 x 900 x 1067	D_NNN-RT367242M	2,402	2,658
66 x 36 x 42	1650 x 900 x 1067	D_NNN-RT366642M	2,362	2,597
60 x 36 x 42	1500 x 900 x 1067	D_NNN-RT366042M	2,320	2,534
Specify the surface type (1, 2). Specify leg color (K, S, W).				
78 x 36 x 42 1/2	1950 x 900 x 1079	D_NNN-RT367842M	2,541	2,816
72 x 36 x 42 1/2	1800 x 900 x 1079	D_NNN-RT367242M	2,486	2,741
66 x 36 x 42 1/2	1650 x 900 x 1079	D_NNN-RT366642M	2,438	2,671
60 x 36 x 42 1/2	1500 x 900 x 1079	D_NNN-RT366042M	2,389	2,602
Specify the surface type (5, 6). Specify leg color (K, S, W).				



W x D x H (in)	W x D x H (mm)	Code	All Laminate (\$)	HPL Surfaces (\$)
Rectangular café height tables, STAD metal legs - 30" D				
<i>Aluminum legs and steel crosspiece.</i>				
78 x 30 x 42	1950 x 750 x 1067	D_NNN-RT307842M	2,417	2,650
72 x 30 x 42	1800 x 750 x 1067	D_NNN-RT307242M	2,375	2,589
66 x 30 x 42	1650 x 750 x 1067	D_NNN-RT306642M	2,334	2,534
60 x 30 x 42	1500 x 750 x 1067	D_NNN-RT306042M	2,294	2,472
Specify the surface type (1, 2). Specify leg color (K, S, W).				
78 x 30 x 42 1/2	1950 x 750 x 1079	D_NNN-RT307842M	2,493	2,726
72 x 30 x 42 1/2	1800 x 750 x 1079	D_NNN-RT307242M	2,444	2,658
66 x 30 x 42 1/2	1650 x 750 x 1079	D_NNN-RT306642M	2,402	2,597
60 x 30 x 42 1/2	1500 x 750 x 1079	D_NNN-RT306042M	2,354	2,534
Specify the surface type (5, 6). Specify leg color (K, S, W).				

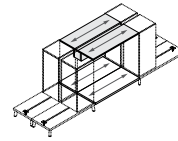


W x D x H (in)	W x D x H (mm)	Code	All Laminate (\$)	HPL Surfaces (\$)
Rectangular café height tables, STAD metal legs - 24" D				
<i>Aluminum legs and steel crosspiece.</i>				
78 x 24 x 42	1950 x 600 x 1067	D_NNN-RT247842M	2,389	2,575
72 x 24 x 42	1800 x 600 x 1067	D_NNN-RT247242M	2,347	2,520
66 x 24 x 42	1650 x 600 x 1067	D_NNN-RT246642M	2,312	2,467
60 x 24 x 42	1500 x 600 x 1067	D_NNN-RT246042M	2,273	2,417
Specify the surface type (1, 2). Specify leg color (K, S, W).				
78 x 24 x 42 1/2	1950 x 600 x 1079	D_NNN-RT247842M	2,450	2,630
72 x 24 x 42 1/2	1800 x 600 x 1079	D_NNN-RT247242M	2,402	2,575
66 x 24 x 42 1/2	1650 x 600 x 1079	D_NNN-RT246642M	2,362	2,520
60 x 24 x 42 1/2	1500 x 600 x 1079	D_NNN-RT246042M	2,320	2,459
Specify the surface type (5, 6). Specify leg color (K, S, W).				

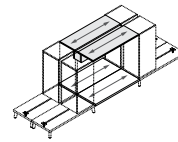


JUNCTIONS FOR 2 TO 4 CABINETS

Junctions for 4 cabinets	1" (25 mm) thick top. Horizontal laminate raceway for wire management. Footrest: 1 1/2" (38 mm). Can accommodate 1 wire channel and electrical components. Must use 4 storage cabinets of same height.	All Laminate (\$)	HPL Surfaces (\$)
56 x 40 x 9	1400 x 1000 x 236	D_NNS-BDCQ5609	2,031 2,342
50 x 40 x 9	1250 x 1000 x 236	D_NNS-BDCQ5009	1,913 2,190
44 x 40 x 9	1100 x 1000 x 236	D_NNS-BDCQ4409	1,797 2,047
38 x 40 x 9	950 x 1000 x 236	D_NNS-BDCQ3809	1,680 1,993
Specify the surface type (1, 2).			

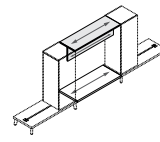


Electrified junctions for 4 cabinets	1" (25 mm) thick top. Horizontal laminate raceway for wire management. Footrest: 1 1/2" (38 mm). Must use 4 storage cabinets of same height. 1 wire channel, 1 pass cable and a H connector included.	All Laminate (\$)	HPL Surfaces (\$)
56 x 40 x 9	1400 x 1000 x 236	D_NNS-BDCQ5609E	2,568 2,879
50 x 40 x 9	1250 x 1000 x 236	D_NNS-BDCQ5009E	2,417 2,693
44 x 40 x 9	1100 x 1000 x 236	D_NNS-BDCQ4409E	2,273 2,514
38 x 40 x 9	950 x 1000 x 236	D_NNS-BDCQ3809E	2,128 2,334
Specify the surface type (1, 2).			

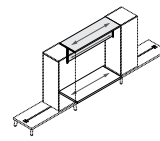


Electrical module option (LGC-PCQ1USB2P): specify PC at the end of the surface code and add \$724.

Junctions for 2 cabinets, laminate back - 14" H	1" (25 mm) thick top. Must use 2 storage cabinets of same height. 13" H (325 mm) centered laminate back. Footrest: 1 1/2" (38 mm). Can accommodate 1 wire channel and electrical components.	All Laminate (\$)	HPL Surfaces (\$)
56 x 20 x 14	1400 x 500 x 350	D_NNS-BDCD5614	813 965
50 x 20 x 14	1250 x 500 x 350	D_NNS-BDCD5014	749 888
44 x 20 x 14	1100 x 500 x 350	D_NNS-BDCD4414	695 820
38 x 20 x 14	950 x 500 x 350	D_NNS-BDCD3814	640 743
Specify the surface type (1, 2).			



Junctions for 2 cabinets, acrylic back - 14" H	1" (25 mm) thick top. Must use 2 storage cabinets of same height. 13" H (325 mm) centered back in translucent acrylic. Footrest: 1 1/2" (38 mm). Can accommodate 1 wire channel and electrical components.	All Laminate (\$)	HPL Surfaces (\$)
56 x 20 x 14	1400 x 500 x 350	D_NNS-BDCD5614	1,088 1,239
50 x 20 x 14	1250 x 500 x 350	D_NNS-BDCD5014	1,026 1,164
44 x 20 x 14	1100 x 500 x 350	D_NNS-BDCD4414	971 1,096
38 x 20 x 14	950 x 500 x 350	D_NNS-BDCD3814	916 1,019
Specify the surface type (1, 2).			

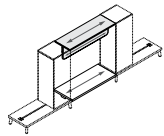
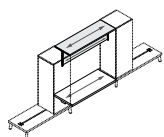
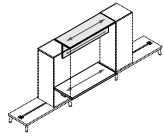
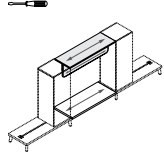


2-TONE LAMINATE APPLICATION: SHADED AREA CORRESPONDS TO THE FIRST CODE TO BE SPECIFIED. SECOND LAMINATE CODE WILL BE APPLIED TO THE REST OF THE PRODUCT.

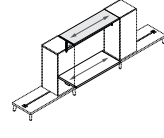
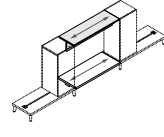
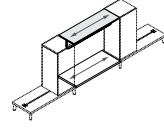
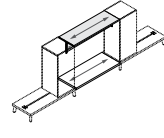
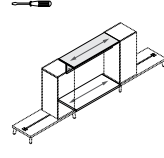
= ASSEMBLY REQUIRED



W x D x H (in)	W x D x H (mm)	Code	All Laminate (\$)	HPL Surfaces (\$)
Junctions for 2 cabinets, fabric back - 14" H				
<i>1" (25 mm) thick top. Must use 2 storage cabinets of same height. 13" H (325 mm) centered laminate back. Footrest: 1 1/2" (38 mm). Can accommodate 1 wire channel and electrical components.</i>				
<i>To be ordered separately: 13" H fabric back. These prices are applicable for Lacasse Grade 1 and 2 fabrics. For other Lacasse grades add: Grade 3: 15%, Grade 4: 20%, Grade 5: 25%, Grade 6: 30%, Grade 8: 35%.</i>				
<i>Junctions for 2 cabinets</i>				
56 x 20 x 1	1400 x 500 x 25	D_NFS-BDCD56	683	840
50 x 20 x 1	1250 x 500 x 25	D_NFS-BDCD50	634	772
44 x 20 x 1	1100 x 500 x 25	D_NFS-BDCD44	580	702
38 x 20 x 1	950 x 500 x 25	D_NFS-BDCD38	532	634
Specify the surface type (1, 2).				
<i>13" H fabric back - 1 tone</i>				
56 x 1 1/4 x 13	1400 x 32 x 324	DFD5613		633
50 x 1 1/4 x 13	1250 x 32 x 324	DFD5013		615
44 x 1 1/4 x 13	1100 x 32 x 324	DFD4413		597
38 x 1 1/4 x 13	950 x 32 x 324	DFD3813		581
Specify the fabric code at the end of the product code.				
Electrified junctions for 2 cabinets, laminate back - 14" H				
<i>1" (25 mm) thick top. Must use 2 storage cabinets of same height. 13" H (325 mm) centered laminate back. Footrest: 1 1/2" (38 mm). 1 wire channel, 1 pass cable and a H connector included.</i>				
56 x 20 x 14	1400 x 500 x 350	D_NNS-BDCD5614E	1,342	1,501
50 x 20 x 14	1250 x 500 x 350	D_NNS-BDCD5014E	1,252	1,391
44 x 20 x 14	1100 x 500 x 350	D_NNS-BDCD4414E	1,172	1,289
38 x 20 x 14	950 x 500 x 350	D_NNS-BDCD3814E	1,081	1,184
Specify the surface type (1, 2).				
Electrified junctions for 2 cabinets, acrylic back - 14" H				
<i>1" (25 mm) thick top. Must use 2 storage cabinets of same height. 13" H (325 mm) centered back in translucent acrylic. Footrest: 1 1/2" (38 mm). 1 wire channel, 1 pass cable and a H connector included.</i>				
56 x 20 x 14	1400 x 500 x 350	D_NTS-BDCD5614E	1,618	1,777
50 x 20 x 14	1250 x 500 x 350	D_NTS-BDCD5014E	1,527	1,666
44 x 20 x 14	1100 x 500 x 350	D_NTS-BDCD4414E	1,446	1,564
38 x 20 x 14	950 x 500 x 350	D_NTS-BDCD3814E	1,357	1,461
Specify the surface type (1, 2).				
Electrified junctions for 2 cabinets, fabric back - 14" H				
<i>1" (25 mm) thick top. Must use 2 storage cabinets of same height. Footrest: 1 1/2" (38 mm). 1 wire channel, 1 pass cable and a H connector included.</i>				
<i>To be ordered separately: 13" H fabric back. These prices are applicable for Lacasse Grade 1 and 2 fabrics. For other Lacasse grades add: Grade 3: 15%, Grade 4: 20%, Grade 5: 25%, Grade 6: 30%, Grade 8: 35%.</i>				
<i>Electrified junctions for 2 cabinets</i>				
56 x 20 x 1	1400 x 500 x 25	D_NFS-BDCD56E	1,219	1,371
50 x 20 x 1	1250 x 500 x 25	D_NFS-BDCD50E	1,135	1,274
44 x 20 x 1	1100 x 500 x 25	D_NFS-BDCD44E	1,054	1,172
38 x 20 x 1	950 x 500 x 25	D_NFS-BDCD38E	971	1,074
Specify the surface type (1, 2).				
<i>13" H fabric back - 1 tone</i>				
56 x 1 1/4 x 13	1400 x 32 x 324	DFD5613		633
50 x 1 1/4 x 13	1250 x 32 x 324	DFD5013		615
44 x 1 1/4 x 13	1100 x 32 x 324	DFD4413		597
38 x 1 1/4 x 13	950 x 32 x 324	DFD3813		581
Specify the fabric code at the end of the product code.				



W x D x H (in)	W x D x H (mm)	Code	All Laminate (\$)	HPL Surfaces (\$)
Junctions for 2 cabinets, laminate back - 9" H				
<i>1" (25 mm) thick top. Must use 2 storage cabinets of same height. 8" H (205 mm) centered laminate back. Footrest: 1 1/2" (38 mm). Can accommodate 1 wire channel and electrical components.</i>				
56 x 20 x 9	1400 x 500 x 236	D_NNS-BDCD5609	799	951
50 x 20 x 9	1250 x 500 x 236	D_NNS-BDCD5009	743	881
44 x 20 x 9	1100 x 500 x 236	D_NNS-BDCD4409	683	806
38 x 20 x 9	950 x 500 x 236	D_NNS-BDCD3809	628	737
Specify the surface type (1, 2).				
Junctions for 2 cabinets, acrylic back - 9" H				
<i>1" (25 mm) thick top. Must use 2 storage cabinets of same height. 8" H (205 mm) centered laminate back. Footrest: 1 1/2" (38 mm). Can accommodate 1 wire channel and electrical components.</i>				
56 x 20 x 9	1400 x 500 x 236	D_NTS-BDCD5609	1,074	1,226
50 x 20 x 9	1250 x 500 x 236	D_NTS-BDCD5009	1,019	1,156
44 x 20 x 9	1100 x 500 x 236	D_NTS-BDCD4409	957	1,081
38 x 20 x 9	950 x 500 x 236	D_NTS-BDCD3809	902	1,011
Specify the surface type (1, 2).				
Junctions for 2 cabinets, fabric back - 9" H				
<i>Junction made of 1 top with a centered back and a footrest. 1" (25 mm) thick top. Must use 2 storage cabinets of same height. Footrest with grommet: 1 1/2" (38 mm). Can accommodate 1 wire channel and electrical components.</i>				
<i>To be ordered separately: 8" H fabric back. These prices are applicable for Lacasse Grade 1 and 2 fabrics. For other Lacasse grades add: Grade 3: 15%, Grade 4: 20%, Grade 5: 25%, Grade 6: 30%, Grade 8: 35%.</i>				
<i>Junctions for 2 cabinets</i>				
56 x 20 x 1	1400 x 500 x 25	D_NFS-BDCD56	683	840
50 x 20 x 1	1250 x 500 x 25	D_NFS-BDCD50	634	772
44 x 20 x 1	1100 x 500 x 25	D_NFS-BDCD44	580	702
38 x 20 x 1	950 x 500 x 25	D_NFS-BDCD38	532	634
Specify the surface type (1, 2).				
<i>8" H fabric back - 1 tone</i>				
56 x 1 1/4 x 8	1400 x 32 x 211	DFD5608		601
50 x 1 1/4 x 8	1250 x 32 x 211	DFD5008		586
44 x 1 1/4 x 8	1100 x 32 x 211	DFD4408		570
38 x 1 1/4 x 8	950 x 32 x 211	DFD3808		558
Specify the fabric code at the end of the product code.				
Electrified junctions for 2 cabinets, laminate back - 9" H				
<i>1" (25 mm) thick top. Must use 2 storage cabinets of same height. 8" H (205 mm) centered laminate back. Footrest: 1 1/2" (38 mm). 1 wire channel, 1 pass cable and a H connector included.</i>				
56 x 20 x 9	1400 x 500 x 236	D_NNS-BDCD5609E	1,329	1,487
50 x 20 x 9	1250 x 500 x 236	D_NNS-BDCD5009E	1,246	1,384
44 x 20 x 9	1100 x 500 x 236	D_NNS-BDCD4409E	1,156	1,280
38 x 20 x 9	950 x 500 x 236	D_NNS-BDCD3809E	1,068	1,178
Specify the surface type (1, 2).				
Electrified junctions for 2 cabinets, acrylic back - 9" H				
<i>1" (25 mm) thick top. Must use 2 storage cabinets of same height. 8" H (205 mm) centered back in translucent acrylic. Footrest: 1 1/2" (38 mm). 1 wire channel, 1 pass cable and a H connector included.</i>				
56 x 20 x 9	1400 x 500 x 236	D_NTS-BDCD5609E	1,605	1,763
50 x 20 x 9	1250 x 500 x 236	D_NTS-BDCD5009E	1,522	1,660
44 x 20 x 9	1100 x 500 x 236	D_NTS-BDCD4409E	1,433	1,558
38 x 20 x 9	950 x 500 x 236	D_NTS-BDCD3809E	1,342	1,453
Specify the surface type (1, 2).				



2-TONE LAMINATE APPLICATION: SHADED AREA CORRESPONDS TO THE FIRST CODE TO BE SPECIFIED. SECOND LAMINATE CODE WILL BE APPLIED TO THE REST OF THE PRODUCT.

= ASSEMBLY REQUIRED

W x D x H (in)	W x D x H (mm)	Code	All Laminate (\$)	HPL Surfaces (\$)
Electrified junctions for 2 cabinets, fabric back - 9" H				
<i>Junction made of 1 top with a centered back and a footrest. 1" (25 mm) thick top. Must use 2 storage cabinets of same height. Footrest: 1½" (38 mm). 1 wire channel, 1 pass cable and a H connector included.</i>				
<i>To be ordered separately: 8" H fabric back. These prices are applicable for Lacasse Grade 1 and 2 fabrics. For other Lacasse grades add: Grade 3: 15%, Grade 4: 20%, Grade 5: 25%, Grade 6: 30%, Grade 8: 35%.</i>				
<i>Electrified junctions for 2 cabinets</i>				
56 x 20 x 1	1400 x 500 x 25	D_NFS-BDCD56E	1,219	1,371
50 x 20 x 1	1250 x 500 x 25	D_NFS-BDCD50E	1,135	1,274
44 x 20 x 1	1100 x 500 x 25	D_NFS-BDCD44E	1,054	1,172
38 x 20 x 1	950 x 500 x 25	D_NFS-BDCD38E	971	1,074
Specify the surface type (1, 2).				
<i>8" H fabric back - 1 tone</i>				
56 x 1¼ x 8	1400 x 32 x 211	DFD5608		601
50 x 1¼ x 8	1250 x 32 x 211	DFD5008		586
44 x 1¼ x 8	1100 x 32 x 211	DFD4408		570
38 x 1¼ x 8	950 x 32 x 211	DFD3808		558
Specify the fabric code at the end of the product code.				

JUNCTIONS FOR 1 CABINET

W x D x H (in)	W x D x H (mm)	Code	All Laminate (\$)	HPL Surfaces (\$)
Junctions for 1 cabinet, laminate back - 25" H				
<i>1" (25 mm) thick top. Must be used with a 46½" (1182 mm) storage cabinet and positioned on a surface. 13" H (325 mm) laminate back.</i>				
78 x 16¼ x 25	1950 x 414 x 635	D_NNS-TBR7825	580	702
72 x 16¼ x 25	1800 x 414 x 635	D_NNS-TBR7225	570	683
66 x 16¼ x 25	1650 x 414 x 635	D_NNS-TBR6625	559	661
60 x 16¼ x 25	1500 x 414 x 635	D_NNS-TBR6025	549	640
54 x 16¼ x 25	1350 x 414 x 635	D_NNS-TBR5425	537	620
48 x 16¼ x 25	1200 x 414 x 635	D_NNS-TBR4825	523	598
42 x 16¼ x 25	1050 x 414 x 635	D_NNS-TBR4225	515	580
36 x 16¼ x 25	900 x 414 x 635	D_NNS-TBR3625	504	559
30 x 16¼ x 25	750 x 414 x 635	D_NNS-TBR3025	496	537
Specify the surface type (1, 2). Specify left (L) or right (R).				

W x D x H (in)	W x D x H (mm)	Code	All Laminate (\$)	HPL Surfaces (\$)
Junctions for 1 cabinet, acrylic back - 25" H				
<i>1" (25 mm) thick top. Must be used with a 46½" (1182 mm) storage cabinet and positioned on a surface. 13" H (325 mm) translucent acrylic back.</i>				
78 x 16¼ x 25	1950 x 414 x 635	D_NTS-TBR7825	854	977
72 x 16¼ x 25	1800 x 414 x 635	D_NTS-TBR7225	847	957
66 x 16¼ x 25	1650 x 414 x 635	D_NTS-TBR6625	832	935
60 x 16¼ x 25	1500 x 414 x 635	D_NTS-TBR6025	827	916
54 x 16¼ x 25	1350 x 414 x 635	D_NTS-TBR5425	813	897
48 x 16¼ x 25	1200 x 414 x 635	D_NTS-TBR4825	799	875
42 x 16¼ x 25	1050 x 414 x 635	D_NTS-TBR4225	792	854
36 x 16¼ x 25	900 x 414 x 635	D_NTS-TBR3625	778	832
30 x 16¼ x 25	750 x 414 x 635	D_NTS-TBR3025	772	813
Specify the surface type (1, 2). Specify left (L) or right (R).				

W x D x H (in)	W x D x H (mm)	Code	All Laminate (\$)	HPL Surfaces (\$)
Junctions for 1 cabinet, fabric back - 25" H				
<i>1" (25 mm) thick top. Must be used with a 46½" (1182 mm) storage cabinet and positioned on a surface.</i>				
<i>To be ordered separately: 13" H fabric back. These prices are applicable for Lacasse Grade 1 and 2 fabrics. For other Lacasse grades add: Grade 3: 15%, Grade 4: 20%, Grade 5: 25%, Grade 6: 30%, Grade 8: 35%.</i>				
<i>25" H junctions for 1 cabinet</i>				
78 x 16¼ x 25	1950 x 414 x 635	D_NFS-TBR7825	456	570
72 x 16¼ x 25	1800 x 414 x 635	D_NFS-TBR7225	446	559
66 x 16¼ x 25	1650 x 414 x 635	D_NFS-TBR6625	441	537
60 x 16¼ x 25	1500 x 414 x 635	D_NFS-TBR6025	434	523
54 x 16¼ x 25	1350 x 414 x 635	D_NFS-TBR5425	427	510
48 x 16¼ x 25	1200 x 414 x 635	D_NFS-TBR4825	420	496
42 x 16¼ x 25	1050 x 414 x 635	D_NFS-TBR4225	412	474
36 x 16¼ x 25	900 x 414 x 635	D_NFS-TBR3625	407	462
30 x 16¼ x 25	750 x 414 x 635	D_NFS-TBR3025	400	446
Specify the surface type (1, 2). Specify left (L) or right (R).				

W x D x H (in)	W x D x H (mm)	Code	All Laminate (\$)	HPL Surfaces (\$)
<i>13" H fabric back - 1 tone</i>				
77 x 1¼ x 13	1925 x 32 x 324	DFS7713		696
71 x 1¼ x 13	1775 x 32 x 324	DFS7113		683
65 x 1¼ x 13	1600 x 32 x 324	DFS6513		664
59 x 1¼ x 13	1475 x 32 x 324	DFS5913		643
53 x 1¼ x 13	1325 x 32 x 324	DFS5313		628
47 x 1¼ x 13	1175 x 32 x 324	DFS4713		608
41 x 1¼ x 13	1025 x 32 x 324	DFS4113		591
35 x 1¼ x 13	875 x 32 x 324	DFS3513		571
29 x 1¼ x 13	725 x 32 x 324	DFS2913		557
Specify the fabric code at the end of the product code.				

W x D x H (in)	W x D x H (mm)	Code	All Laminate (\$)	HPL Surfaces (\$)
Junctions for 1 cabinet, laminate back - 19" H				
<i>1" (25 mm) thick top. Must be used with a 40½" (1029 mm) storage cabinet and positioned on a surface. 8" H (205 mm) laminate back.</i>				
78 x 16¼ x 19	1950 x 414 x 482	D_NNS-TBR7819	559	675
72 x 16¼ x 19	1800 x 414 x 482	D_NNS-TBR7219	549	661
66 x 16¼ x 19	1650 x 414 x 482	D_NNS-TBR6619	537	640
60 x 16¼ x 19	1500 x 414 x 482	D_NNS-TBR6019	532	620
54 x 16¼ x 19	1350 x 414 x 482	D_NNS-TBR5419	515	598
48 x 16¼ x 19	1200 x 414 x 482	D_NNS-TBR4819	510	586
42 x 16¼ x 19	1050 x 414 x 482	D_NNS-TBR4219	496	564
36 x 16¼ x 19	900 x 414 x 482	D_NNS-TBR3619	490	544
30 x 16¼ x 19	750 x 414 x 482	D_NNS-TBR3019	482	523
Specify the surface type (1, 2). Specify left (L) or right (R).				

W x D x H (in)	W x D x H (mm)	Code	All Laminate (\$)	HPL Surfaces (\$)
Junctions for 1 cabinet, acrylic back - 19" H				
<i>1" (25 mm) thick top. Must be used with a 40½" (1029 mm) storage cabinet and positioned on a surface. 8" H (205 mm) translucent acrylic back.</i>				
78 x 16¼ x 19	1950 x 414 x 482	D_NTS-TBR7819	832	951
72 x 16¼ x 19	1800 x 414 x 482	D_NTS-TBR7219	827	935
66 x 16¼ x 19	1650 x 414 x 482	D_NTS-TBR6619	813	916
60 x 16¼ x 19	1500 x 414 x 482	D_NTS-TBR6019	806	897
54 x 16¼ x 19	1350 x 414 x 482	D_NTS-TBR5419	792	875
48 x 16¼ x 19	1200 x 414 x 482	D_NTS-TBR4819	784	862
42 x 16¼ x 19	1050 x 414 x 482	D_NTS-TBR4219	772	840
36 x 16¼ x 19	900 x 414 x 482	D_NTS-TBR3619	765	820
30 x 16¼ x 19	750 x 414 x 482	D_NTS-TBR3019	759	799
Specify the surface type (1, 2). Specify left (L) or right (R).				

2-TONE LAMINATE APPLICATION: SHADED AREA CORRESPONDS TO THE FIRST CODE TO BE SPECIFIED. SECOND LAMINATE CODE WILL BE APPLIED TO THE REST OF THE PRODUCT.

= ASSEMBLY REQUIRED



	W x D x H (in)	W x D x H (mm)	Code	All Laminate (\$)	HPL Surfaces (\$)
Junctions for 1 cabinet, fabric back - 19" H	<i>1" (25 mm) thick top. Must be used with a 40 1/2" (1029 mm) storage cabinet and positioned on a surface.</i>				
	To be ordered separately: 8" H fabric back. These prices are applicable for Lacasse Grade 1 and 2 fabrics. For other Lacasse grades add: Grade 3: 15%, Grade 4: 20%, Grade 5: 25%, Grade 6: 30%, Grade 8: 35%.				
<i>19" H junctions for 1 cabinet</i>					
	78 x 16 1/4 x 19	1950 x 414 x 482	D_NFS-TBR7819	446	564
Left (L)	72 x 16 1/4 x 19	1800 x 414 x 482	D_NFS-TBR7219	420	532
	66 x 16 1/4 x 19	1650 x 414 x 482	D_NFS-TBR6619	400	504
	60 x 16 1/4 x 19	1500 x 414 x 482	D_NFS-TBR6019	377	467
Right (R)	54 x 16 1/4 x 19	1350 x 414 x 482	D_NFS-TBR5419	352	434
	48 x 16 1/4 x 19	1200 x 414 x 482	D_NFS-TBR4819	331	400
	42 x 16 1/4 x 19	1050 x 414 x 482	D_NFS-TBR4219	303	371
	36 x 16 1/4 x 19	900 x 414 x 482	D_NFS-TBR3619	282	337
	30 x 16 1/4 x 19	750 x 414 x 482	D_NFS-TBR3019	263	303

Specify the surface type (1, 2). Specify left (L) or right (R).

	W x D x H (in)	W x D x H (mm)	Code	All Laminate (\$)	HPL Surfaces (\$)
<i>8" H fabric back - 1 tone</i>					
	77 x 1 1/4 x 8	1925 x 32 x 211	DFS7708		654
	71 x 1 1/4 x 8	1775 x 32 x 211	DFS7108		640
	65 x 1 1/4 x 8	1600 x 32 x 211	DFS6508		626
	59 x 1 1/4 x 8	1475 x 32 x 211	DFS5908		608
	53 x 1 1/4 x 8	1325 x 32 x 211	DFS5308		594
	47 x 1 1/4 x 8	1175 x 32 x 211	DFS4708		581
	41 x 1 1/4 x 8	1025 x 32 x 211	DFS4108		564
	35 x 1 1/4 x 8	875 x 32 x 211	DFS3508		554
	29 x 1 1/4 x 8	725 x 32 x 211	DFS2908		537

Specify the fabric code at the end of the product code.

	W x D x H (in)	W x D x H (mm)	Code	All Laminate (\$)	HPL Surfaces (\$)
Junctions for 1 cabinet, laminate back - 13" H	<i>1" (25 mm) thick top. Must be used with a 34 1/2" H (877 mm) storage cabinet and positioned on a surface. 8" H (205 mm) laminate back.</i>				
	78 x 16 1/4 x 13	1950 x 414 x 330	D_NNS-TBR7813	549	668
Left (L)	72 x 16 1/4 x 13	1800 x 414 x 330	D_NNS-TBR7213	537	654
	66 x 16 1/4 x 13	1650 x 414 x 330	D_NNS-TBR6613	532	634
	60 x 16 1/4 x 13	1500 x 414 x 330	D_NNS-TBR6013	523	613
Right (R)	54 x 16 1/4 x 13	1350 x 414 x 330	D_NNS-TBR5413	510	593
	48 x 16 1/4 x 13	1200 x 414 x 330	D_NNS-TBR4813	504	580
	42 x 16 1/4 x 13	1050 x 414 x 330	D_NNS-TBR4213	490	559
	36 x 16 1/4 x 13	900 x 414 x 330	D_NNS-TBR3613	482	537
	30 x 16 1/4 x 13	750 x 414 x 330	D_NNS-TBR3013	474	515

Specify the surface type (1, 2). Specify left (L) or right (R).

	W x D x H (in)	W x D x H (mm)	Code	All Laminate (\$)	HPL Surfaces (\$)
Junctions for 1 cabinet, acrylic back - 13" H	<i>1" (25 mm) thick top. Must be used with a 34 1/2" H (877 mm) storage cabinet and positioned on a surface. 8" H (205 mm) translucent acrylic back.</i>				
	78 x 16 1/4 x 13	1950 x 414 x 330	D_NTS-TBR7813	827	944
Left (L)	72 x 16 1/4 x 13	1800 x 414 x 330	D_NTS-TBR7213	813	930
	66 x 16 1/4 x 13	1650 x 414 x 330	D_NTS-TBR6613	806	908
	60 x 16 1/4 x 13	1500 x 414 x 330	D_NTS-TBR6013	799	888
Right (R)	54 x 16 1/4 x 13	1350 x 414 x 330	D_NTS-TBR5413	784	867
	48 x 16 1/4 x 13	1200 x 414 x 330	D_NTS-TBR4813	778	854
	42 x 16 1/4 x 13	1050 x 414 x 330	D_NTS-TBR4213	765	832
	36 x 16 1/4 x 13	900 x 414 x 330	D_NTS-TBR3613	759	813
	30 x 16 1/4 x 13	750 x 414 x 330	D_NTS-TBR3013	749	792

Specify the surface type (1, 2). Specify left (L) or right (R).

	W x D x H (in)	W x D x H (mm)	Code	All Laminate (\$)	HPL Surfaces (\$)
Junctions for 1 cabinet, fabric back - 13" H	<i>1" (25 mm) thick top. Must be used with a 34 1/2" H (877 mm) storage cabinet and positioned on a surface.</i>				
	To be ordered separately: 8" H fabric back. Refer to the current Lacasse upholstery selection guide. These prices are applicable for United Chair® Grade 1 and 2 fabric. For other United Chair® grades add: Grade 3: 15%, Grade 4: 20%, Grade 5: 25%, Grade 6: 30%, Grade 8: 35%.				
<i>13" H junctions for 1 cabinet</i>					
	78 x 16 1/4 x 13	1950 x 414 x 330	D_NFS-TBR7813	434	559
Left (L)	72 x 16 1/4 x 13	1800 x 414 x 330	D_NFS-TBR7213	412	523
	66 x 16 1/4 x 13	1650 x 414 x 330	D_NFS-TBR6613	393	490
	60 x 16 1/4 x 13	1500 x 414 x 330	D_NFS-TBR6013	365	462
Right (R)	54 x 16 1/4 x 13	1350 x 414 x 330	D_NFS-TBR5413	345	427
	48 x 16 1/4 x 13	1200 x 414 x 330	D_NFS-TBR4813	324	393
	42 x 16 1/4 x 13	1050 x 414 x 330	D_NFS-TBR4213	296	365
	36 x 16 1/4 x 13	900 x 414 x 330	D_NFS-TBR3613	276	331
	30 x 16 1/4 x 13	750 x 414 x 330	D_NFS-TBR3013	255	296

Specify the surface type (1, 2). Specify left (L) or right (R).

	W x D x H (in)	W x D x H (mm)	Code	All Laminate (\$)	HPL Surfaces (\$)
<i>8" H fabric back - 1 tone</i>					
	77 x 1 1/4 x 8	1925 x 32 x 211	DFS7708		654
	71 x 1 1/4 x 8	1775 x 32 x 211	DFS7108		640
	65 x 1 1/4 x 8	1600 x 32 x 211	DFS6508		626
	59 x 1 1/4 x 8	1475 x 32 x 211	DFS5908		608
	53 x 1 1/4 x 8	1325 x 32 x 211	DFS5308		594
	47 x 1 1/4 x 8	1175 x 32 x 211	DFS4708		581
	41 x 1 1/4 x 8	1025 x 32 x 211	DFS4108		564
	35 x 1 1/4 x 8	875 x 32 x 211	DFS3508		554
	29 x 1 1/4 x 8	725 x 32 x 211	DFS2908		537

Specify the fabric code at the end of the product code.

PLATFORMS

Platforms, STAD wood legs

Rectangular 1 1/2" (38 mm) thick. Silver anodized aluminum center rail. 2 rectangular grommets at both ends. Can accommodate work surfaces, storage modules, cushions, screens, wire channel. For certain layouts, additional flush plates may be required (DNNS-UPF2), refer to page 35.



98" to 74"



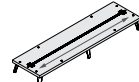
62" to 50"

98 x 20 x 7 1/2	2450 x 500 x 190	D_NNS-PF2098B	1,211	-
74 x 20 x 7 1/2	1850 x 500 x 190	D_NNS-PF2074B	1,143	1,252
62 x 20 x 7 1/2	1550 x 500 x 190	D_NNS-PF2062B	1,081	1,164
50 x 20 x 7 1/2	1250 x 500 x 190	D_NNS-PF2050B	1,011	1,074

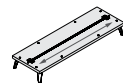
Specify the surface type (5, 6). Specify wood leg color (W20, W21).

Platforms, STAD metal legs

Rectangular 1 1/2" (38 mm) thick. Silver anodized aluminum center rail. 2 rectangular grommets at both ends. Can accommodate work surfaces, storage modules, cushions, screens, wire channel. For certain layouts, additional flush plates may be required (DNNS-UPF2), refer to page 35.



98" to 74"



62" to 50"

98 x 20 x 7 1/2	2450 x 500 x 190	D_NNS-PF2098M	695	-
74 x 20 x 7 1/2	1850 x 500 x 190	D_NNS-PF2074M	683	792
62 x 20 x 7 1/2	1550 x 500 x 190	D_NNS-PF2062M	675	759
50 x 20 x 7 1/2	1250 x 500 x 190	D_NNS-PF2050M	668	730

Specify the surface type (5, 6). Specify leg color (K, S, W).

2-TONE LAMINATE APPLICATION: SHADED AREA CORRESPONDS TO THE FIRST CODE TO BE SPECIFIED. SECOND LAMINATE CODE WILL BE APPLIED TO THE REST OF THE PRODUCT.

= ASSEMBLY REQUIRED

	W x D x H (in)	W x D x H (mm)	Code	All Laminate (\$)	HPL Surfaces (\$)
Electrified platforms, STAD wood legs 98" to 74" 62" to 50"	<i>Rectangular 1 1/2" (38 mm) thick. Silver anodized aluminum center rail. 2 rectangular grommets at both ends. Can accommodate work surfaces, storage modules, cushions, screens. 1 wire channel, 1 pass cable and a H connector included. For certain layouts, additional flush plates may be required (DNNS-UPF2), refer to page 35.</i>				
	98 x 20 x 7 1/2	2450 x 500 x 190	D_NNS-PFE2098B	1,742	-
	74 x 20 x 7 1/2	1850 x 500 x 190	D_NNS-PFE2074B	1,660	1,770
	62 x 20 x 7 1/2	1550 x 500 x 190	D_NNS-PFE2062B	1,585	1,666
	50 x 20 x 7 1/2	1250 x 500 x 190	D_NNS-PFE2050B	1,501	1,570
	Specify the surface type (5, 6). Specify wood leg color (W20, W21).				

	W x D x H (in)	W x D x H (mm)	Code	All Laminate (\$)	HPL Surfaces (\$)
Electrified platforms, STAD metal legs 98" to 74" 62" to 50"	<i>Rectangular 1 1/2" (38 mm) thick. Silver anodized aluminum center rail. 2 rectangular grommets at both ends. Can accommodate work surfaces, storage modules, cushions, screens. 1 wire channel, 1 pass cable and a H connector included. For certain layouts, additional flush plates may be required (DNNS-UPF2), refer to page 35.</i>				
	98 x 20 x 7 1/2	2450 x 500 x 190	D_NNS-PFE2098M	1,219	-
	74 x 20 x 7 1/2	1850 x 500 x 190	D_NNS-PFE2074M	1,199	1,302
	62 x 20 x 7 1/2	1550 x 500 x 190	D_NNS-PFE2062M	1,178	1,259
	50 x 20 x 7 1/2	1250 x 500 x 190	D_NNS-PFE2050M	1,156	1,219
	Specify the surface type (5, 6). Specify leg color (K, S, W).				

	W x D x H (in)	W x D x H (mm)	Code	All Laminate (\$)	HPL Surfaces (\$)
Flush plates for platforms 	<i>Kit of 2 flush plates. Links 2 platforms.</i>				
	6 x 1 1/2 x 5/8	147 x 38 x 16	DNNS-UPF2		70

SHARED STORAGE MODULES

	W x D x H (in)	W x D x H (mm)	Code	All Laminate (\$)	HPL Surfaces (\$)
Shared storage cabinets with doors Specify the surface type (1, 2).	<i>1 bookcase on each side. Door opens to the left. Locks. For each bookcase: 46 1/2" H: 2 adjustable shelves. 40 1/2" H: 2 adjustable shelves. 34 1/2" H: 1 adjustable shelf. 27 1/2" H: 1 adjustable shelf. Must be used with a platform. Can accommodate 1 side shelving and 1 junction.</i>				
	24 x 18 x 46 1/2	600 x 450 x 1182	D_NNS-D182446B	1,624	1,666
	24 x 18 x 40 1/2	600 x 450 x 1029	D_NNS-D182440B	1,564	1,597
	24 x 18 x 34 1/2	600 x 450 x 877	D_NNS-D182434B	1,274	1,315
	24 x 18 x 27 1/2	600 x 450 x 694	D_NNS-D182427B	1,211	1,246

	W x D x H (in)	W x D x H (mm)	Code	All Laminate (\$)	HPL Surfaces (\$)
Shared storage cabinets with lockers Specify the surface type (1, 2).	<i>1 locker on each side. Door opens to the left. 2 clothes hooks in each locker. Must be used with a platform. Can accommodate 1 side shelving and 1 junction.</i>				
	24 x 18 x 46 1/2	600 x 450 x 1182	D_NNS-D182446BC	1,446	1,487
	24 x 18 x 40 1/2	600 x 450 x 1029	D_NNS-D182440BC	1,246	1,289

	W x D x H (in)	W x D x H (mm)	Code	All Laminate (\$)	HPL Surfaces (\$)
Shared open storage modules - 20 1/2" H Specify the surface type (1, 2).	<i>1 fixed shelf on each side. Mid-back. 1 tone only. Must be used with a platform.</i>				
	36 x 16 1/4 x 20 1/2	900 x 414 x 521	D_NNN-DBE163620	570	628
	30 x 16 1/4 x 20 1/2	750 x 414 x 521	D_NNN-DBE163020	549	593
	24 x 16 1/4 x 20 1/2	600 x 414 x 521	D_NNN-DBE162420	523	559
	18 x 16 1/4 x 20 1/2	450 x 414 x 521	D_NNN-DBE161820	504	532

	W x D x H (in)	W x D x H (mm)	Code	All Laminate (\$)	HPL Surfaces (\$)
Shared storage modules with drawers on left - 20 1/2" H Specify the surface type (1, 2).	<i>1 box drawer on each side. Pencil trays. 1 file drawer with suspension bar on each side. Locks. Must be used with a platform.</i>				
	36 x 18 x 20 1/2	900 x 450 x 521	D_NPS-DUF183620M	1,826	1,879
	30 x 18 x 20 1/2	750 x 450 x 521	D_NPS-DUF183020M	1,472	1,522

	W x D x H (in)	W x D x H (mm)	Code	All Laminate (\$)	HPL Surfaces (\$)
Shared open storage modules - 13 1/2" H Specify the surface type (1, 2).	<i>1 fixed shelf on each side. Mid-back. 1 tone only. Must be used with a platform. Can accommodate 1 cushion.</i>				
	36 x 16 1/4 x 13 1/2	900 x 414 x 349	D_NNN-DBE163613	549	606
	30 x 16 1/4 x 13 1/2	750 x 414 x 349	D_NNN-DBE163013	532	580
	24 x 16 1/4 x 13 1/2	600 x 414 x 349	D_NNN-DBE162413	515	549
	18 x 16 1/4 x 13 1/2	450 x 414 x 349	D_NNN-DBE161813	496	523

	W x D x H (in)	W x D x H (mm)	Code	All Laminate (\$)	HPL Surfaces (\$)
Shared storage modules with drawers on left - 13 1/2" H Specify the surface type (1, 2).	<i>1 file drawer with suspension bar on each side. Locks. Must be used with a platform. Can accommodate 1 cushion.</i>				
	36 x 18 x 13 1/2	900 x 450 x 349	D_NPS-DF183613M	1,184	1,239
	30 x 18 x 13 1/2	750 x 450 x 349	D_NPS-DF183013M	1,199	1,246

	W x D x H (in)	W x D x H (mm)	Code	All Laminate (\$)	HPL Surfaces (\$)
Shared storage modules with drawers on left - 13 1/2" H Specify the surface type (1, 2).	<i>2 box drawers on each side. Pencil trays. Locks. Must be used with a platform. Can accommodate 1 cushion.</i>				
	36 x 18 x 13 1/2	900 x 450 x 349	D_NPS-DU183613M	1,384	1,425
	30 x 18 x 13 1/2	750 x 450 x 349	D_NPS-DU183013M	1,348	1,377

	W x D x H (in)	W x D x H (mm)	Code	All Laminate (\$)	HPL Surfaces (\$)
Shared storage modules with drawers - 13 1/2" H Specify the surface type (1, 2).	<i>1 box drawer on each side. Pencil tray. Locks. Must be used with a platform. Can accommodate 1 cushion.</i>				
	36 x 18 x 13 1/2	900 x 450 x 349	D_NPS-DUM183613MU	1,047	1,102
	30 x 18 x 13 1/2	750 x 450 x 349	D_NPS-DUM183013MU	1,011	1,054
	24 x 18 x 13 1/2	600 x 450 x 349	D_NPS-DUM182413MU	977	1,011
	18 x 18 x 13 1/2	450 x 450 x 349	D_NPS-DUM181813MU	935	965

	W x D x H (in)	W x D x H (mm)	Code	All Laminate (\$)	HPL Surfaces (\$)
Shared table modules - 10 1/2" H Specify the surface type (1, 2).	<i>Centered back. 1 tone only. Must be used with a platform. Height compatible with cushions for platforms.</i>				
	36 x 16 1/4 x 10 1/2	900 x 414 x 267	D_NNN-STC163610	496	537
	30 x 16 1/4 x 10 1/2	750 x 414 x 267	D_NNN-STC163010	490	515
	24 x 16 1/4 x 10 1/2	600 x 414 x 267	D_NNN-STC162410	474	504

INDIVIDUAL STORAGE MODULES


	W x D x H (in)	W x D x H (mm)	Code	All Laminate (\$)	HPL Surfaces (\$)
Storage cabinets with door Specify the surface type (1, 2). Specify the opening: left (L) or right (R).	<i>Lock. 46 1/2" H: 2 adjustable shelves. 40 1/2" H: 2 adjustable shelves. 34 1/2" H: 1 adjustable shelf. 27 1/2" H: 1 adjustable shelf. Must be used with a platform. Can accommodate 1 side shelving and 1 junction.</i>				
	18 x 18 x 46 1/2	450 x 450 x 1182	D_NNS-181846B	820	847
	18 x 18 x 40 1/2	450 x 450 x 1029	D_NNS-181840B	806	840
	18 x 18 x 34 1/2	450 x 450 x 877	D_NNS-181834B	716	737
	18 x 18 x 27 1/2	450 x 450 x 694	D_NNS-181827B	683	702


	W x D x H (in)	W x D x H (mm)	Code	All Laminate (\$)	HPL Surfaces (\$)
Wardrobe units with bookcase Specify the surface type (1, 2). Specify the opening: left (L) or right (R).	<i>Lock. 1 clothes hook. Bookcase on right. 2 adjustable shelves. Must be used with a platform. Can accommodate 1 side shelving and 1 junction.</i>				
	18 x 18 x 46 1/2	450 x 450 x 1182	D_NNS-181846BC	935	965
	18 x 18 x 40 1/2	450 x 450 x 1029	D_NNS-181840BC	902	930


2-TONE LAMINATE APPLICATION: SHADED AREA CORRESPONDS TO THE FIRST CODE TO BE SPECIFIED. SECOND LAMINATE CODE WILL BE APPLIED TO THE REST OF THE PRODUCT.


= ASSEMBLY REQUIRED





	W x D x H (in)	W x D x H (mm)	Code	All Laminate (\$)	HPL Surfaces (\$)
Storage cabinets with door and drawers 	<i>Lock on drawers. 1 box drawer. Pencil tray. 1 file drawer with suspension bar. 1 adjustable shelf. Must be used with a platform. Can accommodate 1 side shelving and 1 junction.</i>				
	18 x 18 x 46 1/2	450 x 450 x 1182	D_NPS-181846UFB_	1,384	1,412
	18 x 18 x 40 1/2	450 x 450 x 1029	D_NPS-181840UFB_	1,364	1,391
Specify the surface type (1, 2). Specify the opening: left (L) or right (R).					


Storage cabinets with door and drawer 	<i>Lock on drawer. 1 file drawer with suspension bar. 1 adjustable shelf. Must be used with a platform. Can accommodate 1 side shelving and 1 junction.</i>				
	18 x 18 x 46 1/2	450 x 450 x 1182	D_NPS-181846FB_	1,150	1,184
	18 x 18 x 40 1/2	450 x 450 x 1029	D_NPS-181840FB_	1,130	1,164
Specify the surface type (1, 2). Specify the opening: left (L) or right (R).					


Storage cabinets with open bookcase and drawers 	<i>Open bookcase with 1 adjustable shelf. 1 box drawer. Pencil tray. 1 file drawer with suspension bar. Lock. Must be used with a platform. Can accommodate 1 side shelving and 1 junction.</i>				
	18 x 18 x 46 1/2	450 x 450 x 1182	D_NPS-181846UFBE	1,150	1,178
	18 x 18 x 40 1/2	450 x 450 x 1029	D_NPS-181840UFBE	1,130	1,156
Specify the surface type (1, 2).					


Storage cabinets with open bookcase and drawer 	<i>Open bookcase with 1 adjustable shelf. 1 file drawer with suspension bar. Lock. Must be used with a platform. Can accommodate 1 side shelving and 1 junction.</i>				
	18 x 18 x 46 1/2	450 x 450 x 1182	D_NPS-181846FBE	908	935
	18 x 18 x 40 1/2	450 x 450 x 1029	D_NPS-181840FBE	888	916
Specify the surface type (1, 2).					


Personal storage towers with open lateral bookcase on the left 	<i>Bookcase on left with 1 adjustable shelf. 1 box drawer. Pencil tray. 1 file drawer with suspension bar. Lock. Must be used with a platform. Can accommodate 1 side shelving and 1 junction on the right side.</i>				
	18 x 18 x 46 1/2	450 x 450 x 1182	D_NPS-UFP181846	1,337	1,357
	18 x 18 x 40 1/2	450 x 450 x 1029	D_NPS-UFP181840	1,102	1,115
Specify the surface type (1, 2).					

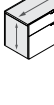
Personal storage towers with open lateral bookcase on the right 	<i>Bookcase on right with 1 adjustable shelf. 1 box drawer. Pencil tray. 1 file drawer with suspension bar. Lock. Must be used with a platform. Can accommodate 1 side shelving and 1 junction on the left side.</i>				
	18 x 18 x 46 1/2	450 x 450 x 1182	D_NPS-181846UFP	1,337	1,357
	18 x 18 x 40 1/2	450 x 450 x 1029	D_NPS-181840UFP	1,102	1,115
Specify the surface type (1, 2).					

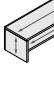
Personal storage towers with open lateral bookcase on the left 	<i>Bookcase on left with 1 adjustable shelf. 1 file drawer with suspension bar. Lock. Must be used with a platform. Can accommodate 1 side shelving and 1 junction on the right side.</i>				
	18 x 18 x 46 1/2	450 x 450 x 1182	D_NPS-FP181846	1,096	1,123
	18 x 18 x 40 1/2	450 x 450 x 1029	D_NPS-FP181840	951	977
Specify the surface type (1, 2).					


Personal storage towers with open lateral bookcase on the right 	<i>Bookcase on right with 1 adjustable shelf. 1 file drawer with suspension bar. Lock. Must be used with a platform. Can accommodate 1 side shelving and 1 junction on the left side.</i>				
	18 x 18 x 46 1/2	450 x 450 x 1182	D_NPS-181846FP	1,096	1,123
	18 x 18 x 40 1/2	450 x 450 x 1029	D_NPS-181840FP	951	977
Specify the surface type (1, 2).					

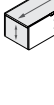
	W x D x H (in)	W x D x H (mm)	Code	All Laminate (\$)	HPL Surfaces (\$)
Open storage modules - 20 1/2" H 	<i>1 adjustable shelf. 1 tone only. Must be used with a platform.</i>				
	36 x 17 x 20 1/2	900 x 430 x 521	D_NNN-BE173620	586	620
	30 x 17 x 20 1/2	750 x 430 x 521	D_NNN-BE173020	559	593
	24 x 17 x 20 1/2	600 x 430 x 521	D_NNN-BE172420	537	564
	18 x 17 x 20 1/2	450 x 430 x 521	D_NNN-BE171820	515	537
Specify the surface type (1, 2).					


Storage modules with open space and drawer - 20 1/2" H 	<i>1 open space. 1 file drawer with suspension bar. Lock. Must be used with a platform.</i>				
	36 x 18 x 20 1/2	900 x 450 x 521	D_NPS-SLF183620	806	862
	30 x 18 x 20 1/2	750 x 450 x 521	D_NPS-SLF183020	765	806
	24 x 18 x 20 1/2	600 x 450 x 521	D_NPS-SF182420	716	749
	18 x 18 x 20 1/2	450 x 450 x 521	D_NPS-SF181820	668	695
Specify the surface type (1, 2).					


Storage modules with drawers - 20 1/2" H 	<i>1 box drawer. Pencil tray. 1 file drawer with suspension bar. Lock. Must be used with a platform.</i>				
	36 x 18 x 20 1/2	900 x 450 x 521	D_NPS-LUF183620	908	944
	30 x 18 x 20 1/2	750 x 450 x 521	D_NPS-LUF183020	897	935
	24 x 18 x 20 1/2	600 x 450 x 521	D_NPS-UF182420	888	923
	18 x 18 x 20 1/2	450 x 450 x 521	D_NPS-UF181820	875	908
Specify the surface type (1, 2).					

Open storage modules - 13 1/2" H 	<i>1 adjustable shelf. 1 tone only. Must be used with a platform. Can accommodate 1 cushion.</i>				
	36 x 17 x 13 1/2	900 x 430 x 349	D_NNN-BE173613	570	628
	30 x 17 x 13 1/2	750 x 430 x 349	D_NNN-BE173013	559	598
	24 x 17 x 13 1/2	600 x 430 x 349	D_NNN-BE172413	537	570
	18 x 17 x 13 1/2	450 x 430 x 349	D_NNN-BE171813	515	544
Specify the surface type (1, 2).					

Storage modules with open space and drawer - 13 1/2" H 	<i>1 open space. 1 box drawer. Pencil tray. Lock. Must be used with a platform. Can accommodate 1 cushion.</i>				
	36 x 18 x 13 1/2	900 x 450 x 349	D_NPS-SLU183613	702	743
	30 x 18 x 13 1/2	750 x 450 x 349	D_NPS-SLU183013	675	709
	24 x 18 x 13 1/2	600 x 450 x 349	D_NPS-SU182413	646	675
	18 x 18 x 13 1/2	450 x 450 x 349	D_NPS-SU181813	628	640
Specify the surface type (1, 2).					

Storage modules with drawer - 13 1/2" H 	<i>1 file drawer with suspension bar. Lock. Must be used with a platform. Can accommodate 1 cushion.</i>				
	36 x 18 x 13 1/2	900 x 450 x 349	D_NPS-LF183613	695	737
	30 x 18 x 13 1/2	750 x 450 x 349	D_NPS-LF183013	661	695
	24 x 18 x 13 1/2	600 x 450 x 349	D_NPS-F182413	634	654
	18 x 18 x 13 1/2	450 x 450 x 349	D_NPS-F181813	598	613
Specify the surface type (1, 2).					

Storage modules with drawers - 13 1/2" H 	<i>2 box drawers. Pencil tray. Lock. Must be used with a platform. Can accommodate 1 cushion.</i>				
	36 x 18 x 13 1/2	900 x 450 x 349	D_NPS-LU183613	799	840
	30 x 18 x 13 1/2	750 x 450 x 349	D_NPS-LU183013	772	806
	24 x 18 x 13 1/2	600 x 450 x 349	D_NPS-U182413	743	772
	18 x 18 x 13 1/2	450 x 450 x 349	D_NPS-U181813	716	737
Specify the surface type (1, 2).					

Mixed storage modules - 13 1/2" H 	<i>1 file drawer with suspension bar on left. 2 box drawers on right. Pencil tray. Locks. Must be used with a platform. Can accommodate 1 cushion.</i>				
	36 x 18 x 13 1/2	900 x 450 x 349	D_NPS-F183613U	1,150	1,191
	30 x 18 x 13 1/2	750 x 450 x 349	D_NPS-F183013U	1,034	1,060
Specify the surface type (1, 2).					

2-TONE LAMINATE APPLICATION: SHADED AREA CORRESPONDS TO THE FIRST CODE TO BE SPECIFIED. SECOND LAMINATE CODE WILL BE APPLIED TO THE REST OF THE PRODUCT.

 = ASSEMBLY REQUIRED

USA - SEPTEMBER 2022

	W x D x H (in)	W x D x H (mm)	Code	All Laminate (\$)	HPL Surfaces (\$)
--	----------------	----------------	------	-------------------	-------------------

Mixed storage modules - 13 1/2" H


<i>2 box drawers on left. Pencil tray. 1 file drawer with suspension bar on right. Locks. Must be used with a platform. Can accommodate 1 cushion.</i>					
36 x 18 x 13 1/2	900 x 450 x 349	D_NPS-U183613F		1,150	1,191
30 x 18 x 13 1/2	750 x 450 x 349	D_NPS-U183013F		1,034	1,060

Specify the surface type (1, 2).

Table modules - 10 1/2" H


<i>1 tone only. Must be used with a platform. Height compatible with cushions for platforms.</i>					
36 x 17 x 10 1/2	900 x 430 x 267	D_NNN-STE173610		456	496
30 x 17 x 10 1/2	750 x 430 x 267	D_NNN-STE173010		441	474
24 x 17 x 10 1/2	600 x 430 x 267	D_NNN-STE172410		434	462

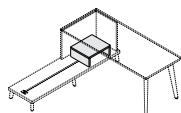
Specify the surface type (1, 2).

Table module with open space, electrical module - 10 1/2" H


1 tone only. Must be used with a platform. 1 open space. The module holds 1 liquid proof 120 V electric outlet, 2 2.1A USB outlets, a 108" (2743 mm) cable with cord and ETL certified. Can only be installed at the ends. Height compatible with platforms cushions.

24 x 18 x 10 1/2	600 x 450 x 267	D_NNS-STT182410PC		1,096	1,102
------------------	-----------------	--------------------------	--	-------	-------

Specify the surface type (1, 2).

Shelf for a laptop


1 tone only. Space allows wires to pass through. Fits underneath most work surfaces with a laminate or technology module. Must be used with a platform.

18 x 15 x 7	450 x 386 x 176	D1NNN-TABLAP		400	-
-------------	-----------------	---------------------	--	-----	---

MOBILE PEDESTALS
Mobile pedestal


1 box drawer. Pencil tray. 1 file drawer with suspension bar. Brakes on front casters. Lock. Fits under 1 work surface. Can accommodate 1 cushion.

15 x 18 x 21 1/4	409 x 450 x 540	DNNPS-MP1518F		951	-
------------------	-----------------	----------------------	--	-----	---

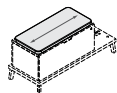
Mobile pedestal


1 fixed metal shelf. Silver accent. 1 open space at the front and the back. 1 file drawer with suspension bar. Brakes on front casters. Lock. Fits under 1 work surface.

15 x 18 x 21 1/4	407 x 450 x 540	DNNPS-MP15180F		881	-
------------------	-----------------	-----------------------	--	-----	---

CUSHIONS

Refer to the current Lacasse upholstery selection guide.

Storage unit cushions


1 tone. Installs on 1 storage module with Velcro.

	Gr1	Gr2	Gr3	Gr4	Gr5	Gr6	Gr7	Gr8		
35 x 16 x 1 3/8	888 x 402 x 35	DCU3616	304	318	387	408	482	567	708	689
29 1/4 x 16 x 1 3/8	738 x 402 x 35	DCU3016	287	300	358	375	440	513	595	616
24 3/8 x 16 x 1 3/8	588 x 402 x 35	DCU2416	267	278	326	340	395	458	480	544
17 1/2 x 16 x 1 3/8	438 x 402 x 35	DCU1816	248	260	301	312	346	396	422	474

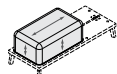
Specify the fabric code at the end of the product code.

Mobile pedestal cushion


1 tone. Installs on 1 mobile pedestal with Velcro.

	Gr1	Gr2	Gr3	Gr4	Gr5	Gr6	Gr7	Gr8		
15 x 18 x 1 3/8	395 x 420 x 35	DCU1518	246	254	292	304	348	395	365	464

Specify the fabric code at the end of the product code.

Platform cushions


1 tone. Installs on 1 platform with Velcro.

	Gr1	Gr2	Gr3	Gr4	Gr5	Gr6	Gr7	Gr8		
48 x 18 x 10 1/2	1200 x 450 x 267	DCP4818	589	596	634	643	687	734	1,003	799
42 x 18 x 10 1/2	1050 x 450 x 267	DCP4218	548	559	595	606	646	694	895	761
36 x 18 x 10 1/2	900 x 450 x 267	DCP3618	540	555	622	642	716	805	1,092	925
30 x 18 x 10 1/2	750 x 450 x 267	DCP3018	532	538	576	589	629	675	807	741
24 x 18 x 10 1/2	600 x 450 x 267	DCP2418	514	531	591	610	678	759	999	870

Specify the fabric code at the end of the product code.

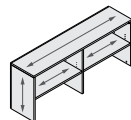
2-TONE LAMINATE APPLICATION: SHADED AREA CORRESPONDS TO THE FIRST CODE TO BE SPECIFIED. SECOND LAMINATE CODE WILL BE APPLIED TO THE REST OF THE PRODUCT.

= ASSEMBLY REQUIRED

USA - SEPTEMBER 2022

CREDENZA MODULES
Platforms compatibility:

For 1 72" W (1800 mm) credenza module, order 1 74" W (1850 mm) platform.
For 1 60" W (1500 mm) credenza module, order 1 62" W (1550 mm) platform.

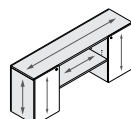
Open bookcase credenza modules - 27 1/2" H


Open bookcase. 2 adjustable shelves. Must be used with a platform. Can accommodate 1 short side shelving (DNNN_-PMC120918), refer to page 39.

To be ordered separately: If the module is installed on 1 62" W platform, 1 additional 6" H (152 mm) leg kit is required, refer to page 30.

72 x 17 x 27 1/2	1800 x 430 x 694	D_NNN-BE177227BE		971	1,081
60 x 17 x 27 1/2	1500 x 430 x 694	D_NNN-BE176027BE		923	1,011

Specify the surface type (1, 2).

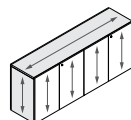
Open bookcase with doors credenza modules - 27 1/2" H


2 bookcases with door, open space in the middle. 3 adjustable shelves. Locks. Must be used with a platform. Can accommodate 1 short side shelving (DNNN_-PMC120918), refer to page 39.

To be ordered separately: If the module is installed on 1 62" W platform, 1 additional 6" H (152 mm) leg kit is required, refer to page 30.

72 x 18 x 27 1/2	1800 x 450 x 694	D_NNS-BBE187227B		1,406	1,515
60 x 18 x 27 1/2	1500 x 450 x 694	D_NNS-BBE186027B		1,348	1,446

Specify the surface type (1, 2).

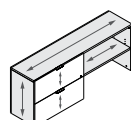
Bookcase with doors credenza modules - 27 1/2" H


2 bookcases with doors. 2 adjustable shelves. Locks. Must be used with a platform. Can accommodate 1 short side shelving (DNNN_-PMC120918), refer to page 39.

To be ordered separately: If the module is installed on 1 62" W platform, 1 additional 6" H (152 mm) leg kit is required, refer to page 30.

72 x 18 x 27 1/2	1800 x 450 x 694	D_NNS-B187227B		1,542	1,618
60 x 18 x 27 1/2	1500 x 450 x 694	D_NNS-B186027B		1,472	1,536

Specify the surface type (1, 2).

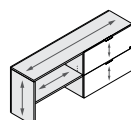
Credenza modules with file drawers and open bookcase - 27 1/2" H


2 file drawers with suspension bar on left. Lock. Open bookcase on right. 1 adjustable shelf. Must be used with a platform. Can accommodate 1 short side shelving (DNNN_-PMC120918), refer to page 39.

To be ordered separately: If the module is installed on 1 62" W platform, 1 additional 6" H (152 mm) leg kit is required, refer to page 30.

72 x 18 x 27 1/2	1800 x 450 x 694	D_NPS-LF187227BE		1,425	1,536
60 x 18 x 27 1/2	1500 x 450 x 694	D_NPS-LF186027BE		1,357	1,446

Specify the surface type (1, 2).

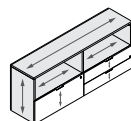
Credenza modules with open bookcase and file drawers - 27 1/2" H


Open bookcase on left. 1 adjustable shelf. 2 file drawers with suspension bar on right. Lock. Must be used with a platform. Can accommodate 1 short side shelving (DNNN_-PMC120918), refer to page 39.

To be ordered separately: If the module is installed on 1 62" W platform, 1 additional 6" H (152 mm) leg kit is required, refer to page 30.

72 x 18 x 27 1/2	1800 x 450 x 694	D_NPS-BE187227LF		1,425	1,536
60 x 18 x 27 1/2	1500 x 450 x 694	D_NPS-BE186027LF		1,357	1,446

Specify the surface type (1, 2).

Credenza modules with open storage and drawers - 27 1/2" H


2 open compartments. 1 file drawer with suspension bar on left. 2 box drawers on right. Pencil tray. Locks. Must be used with a platform. Can accommodate 1 short side shelving (DNNN_-PMC120918), refer to page 39.

To be ordered separately: If the module is installed on 1 62" W platform, 1 additional 6" H (152 mm) leg kit is required, refer to page 30.

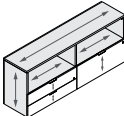
72 x 18 x 27 1/2	1800 x 450 x 694	D_NPS-SLF187227SLU		1,640	1,748
60 x 18 x 27 1/2	1500 x 450 x 694	D_NPS-SLF186027SLU		1,564	1,660

Specify the surface type (1, 2).

All Laminate (\$)
HPL Surfaces (\$)

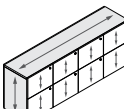
W x D x H (in) W x D x H (mm) Code



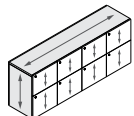
	W x D x H (in)	W x D x H (mm)	Code	All Laminate (\$)	HPL Surfaces (\$)
Credenza modules with open storage and drawers - 27 1/2" H 	<i>2 open compartments. 2 box drawers on left. Pencil tray. 1 file drawer with suspension bar on right. Locks. Must be used with a platform. Can accommodate 1 short side shelving (DNNN_-PMC120918), refer to page 39.</i>				
	<i>To be ordered separately: If the module is installed on 1 62" W platform, 1 additional 6" H (152 mm) leg kit is required, refer to page 30.</i>				
	72 x 18 x 27 1/2	1800 x 450 x 694	D_NPS-SLU187227SLF	1,640	1,748
	60 x 18 x 27 1/2	1500 x 450 x 694	D_NPS-SLU186027SLF	1,564	1,660
Specify the surface type (1, 2).					

LOCKER AND WARDROBE MODULES

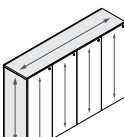
Platforms compatibility:
For 1 72" W (1800 mm) locker or wardrobe module, order 1 74" W (1850 mm) platform.
For 1 60" W (1500 mm) locker or wardrobe module, order 1 62" W (1550 mm) platform and add 1 additional 6" leg kit.

	W x D x H (in)	W x D x H (mm)	Code	All Laminate (\$)	HPL Surfaces (\$)
Locker modules - 27 1/2" H 	<i>Locks. Must be used with a platform. Can accommodate 1 short side shelving (DNNN_-PMC120918), refer to page 39.</i>				
	72 x 18 x 27 1/2	1800 x 450 x 694	D_NNS-CL187227P8_	2,410	2,486
	60 x 18 x 27 1/2	1500 x 450 x 694	D_NNS-CL186027P8_	2,334	2,424
Specify the surface type (1, 2). Specify the opening: left (L) or right (R).					

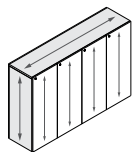
Left (L)



Right (R)

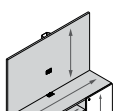
	W x D x H (in)	W x D x H (mm)	Code	All Laminate (\$)	HPL Surfaces (\$)
Wardrobe modules 	<i>Locks. 2 clothes hooks in each wardrobe. 46" H wardrobe. 1 fixed shelf at the bottom of each wardrobe. Must be used with a platform. Can accommodate 1 side shelving.</i>				
	72 x 18 x 46 1/2	1800 x 450 x 1182	D_NNS-VL187246P4_	2,354	2,467
	60 x 18 x 46 1/2	1500 x 450 x 1182	D_NNS-VL186046P4_	2,265	2,354
	72 x 18 x 40 1/2	1800 x 450 x 1029	D_NNS-VL187240P4_	1,942	2,052
	60 x 18 x 40 1/2	1500 x 450 x 1029	D_NNS-VL186040P4_	1,874	1,962
Specify the surface type (1, 2). Specify the opening: left (L) or right (R).					

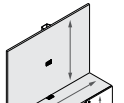
Left (L)

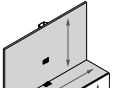


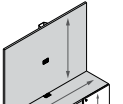
Right (R)

MULTIMEDIA FURNITURE

	W x D x H (in)	W x D x H (mm)	Code	All Laminate (\$)	HPL Surfaces (\$)
Multimedia unit, STAD wood legs - 28" H 	<i>2 bookcases units with door. 1 open space at the center: 21 1/2" (547 mm) W x 15 3/4" (400 mm) D x 12 5/8" (320 mm) H. 1 box drawer at the center. Pencil tray. Grommets and vertical channel for wire management. Locks. Platform with 4 wood legs. 60" W (1500 mm) by 36" H (914 mm) panel to accommodate 1 flat screen. Flat screen support sold separately.</i>				
	62 x 20 x 64	1550 x 500 x 1625	D_NPS-BSU206264AVB	3,512	3,691
Specify the surface type (1, 2). Specify wood leg color (W20, W21).					

	W x D x H (in)	W x D x H (mm)	Code	All Laminate (\$)	HPL Surfaces (\$)
Multimedia unit, STAD wood legs - 21" H 	<i>2 bookcases units with door. 1 open space at the center: 21 1/2" (547 mm) W x 15 3/4" (400 mm) D x 5 3/4" (147 mm) H. 1 box drawer at the center. Pencil tray. Grommets and vertical channel for wire management. Locks. Platform with 4 wood legs. 60" W (1500 mm) by 42 3/4" H (1086 mm) panel to accommodate 1 flat screen. Flat screen support sold separately.</i>				
	62 x 20 x 64	1550 x 500 x 1625	D_NPS-BU206264AVB	3,101	3,276
Specify the surface type (1, 2). Specify wood leg color (W20, W21).					

	W x D x H (in)	W x D x H (mm)	Code	All Laminate (\$)	HPL Surfaces (\$)
Multimedia unit, STAD metal legs - 28" H 	<i>2 bookcases units with door. 1 open space at the center: 21 1/2" (547 mm) W x 15 3/4" (400 mm) D x 12 5/8" (320 mm) H. 1 box drawer at the center. Pencil tray. Grommets and vertical channel for wire management. Locks. Platform with 4 aluminum legs. 60" W (1500 mm) by 36" H (914 mm) panel to accommodate 1 flat screen. Flat screen support sold separately.</i>				
	62 x 20 x 64	1550 x 500 x 1625	D_NPS-BSU206264AVM	3,064	3,243
Specify the surface type (1, 2). Specify leg color (K, S, W).					

	W x D x H (in)	W x D x H (mm)	Code	All Laminate (\$)	HPL Surfaces (\$)
Multimedia unit, STAD metal legs - 21" H 	<i>2 bookcases units with door. 1 open space at the center: 21 1/2" (547 mm) W x 15 3/4" (400 mm) D x 5 3/4" (147 mm) H. 1 box drawer at the center. Pencil tray. Grommets and vertical channel for wire management. Locks. Platform with 4 aluminum legs. 60" W (1500 mm) by 42 3/4" H (1086 mm) panel to accommodate 1 flat screen. Flat screen support sold separately.</i>				
	62 x 20 x 64	1550 x 500 x 1625	D_NPS-BU206264AVM	2,650	2,831
Specify the surface type (1, 2). Specify leg color (K, S, W).					

	W x D x H (in)	W x D x H (mm)	Code	All Laminate (\$)	HPL Surfaces (\$)
Multimedia unit with conference extension, STAD wood legs 	<i>To be ordered separately: 1 media storage unit and 1 meeting surface. 2 open spaces at the end: 16 3/4" (424 mm) W x 14 1/4" (375 mm) D x 6 3/4" (173 mm) H. 1 bookcase space at the center: 21 1/2" (547 mm) W x 15 3/4" (400 mm) D x 20 1/2" (521 mm) H. 1 adjustable shelf. 2 bookcases units with door. Locks. Grommets and vertical channel for wire management. Platform with 4 wood legs. 60" W (1500 mm) by 35" H (888 mm) panel to accommodate 1 flat screen. Flat screen support sold separately.</i>				
	<i>To be ordered separately: 1 leg kit BTL228_, refer to page 28.</i>				
28" H media storage unit					
62 x 20 x 64	1550 x 500 x 1625	DNNNS-BS206264AVB	2,934	-	-
Specify wood leg color (W20, W21).					

	W x D x H (in)	W x D x H (mm)	Code	All Laminate (\$)	HPL Surfaces (\$)
<i>Meeting surfaces.</i>					
60 x 78 x 1	1500 x 1950 x 25	D_NNS-TAD7860AV	620	951	
60 x 72 x 1	1500 x 1800 x 25	D_NNS-TAD7260AV	598	902	
60 x 66 x 1	1500 x 1650 x 25	D_NNS-TAD6660AV	570	854	
60 x 60 x 1	1500 x 1500 x 25	D_NNS-TAD6060AV	549	806	

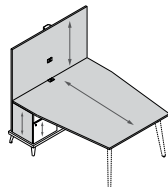
	W x D x H (in)	W x D x H (mm)	Code	All Laminate (\$)	HPL Surfaces (\$)
Specify the surface type (1, 2).					
60 x 78 x 1 1/2	1500 x 1950 x 38	D_NNS-TAD7860AV	778	1,108	
60 x 72 x 1 1/2	1500 x 1800 x 38	D_NNS-TAD7260AV	743	1,047	
60 x 66 x 1 1/2	1500 x 1650 x 38	D_NNS-TAD6660AV	709	983	
60 x 60 x 1 1/2	1500 x 1500 x 38	D_NNS-TAD6060AV	668	923	
Specify the surface type (5, 6).					

Electrical/communication module option (LGC-PC2P): specify PC at the end of the surface code and add \$528

2-TONE LAMINATE APPLICATION: SHADED AREA CORRESPONDS TO THE FIRST CODE TO BE SPECIFIED. SECOND LAMINATE CODE WILL BE APPLIED TO THE REST OF THE PRODUCT.

= ASSEMBLY REQUIRED

W x D x H (in)	W x D x H (mm)	Code	All Laminate (\$)	HPL Surfaces (\$)
Multimedia unit with conference extension, STAD metal legs				
<i>To be ordered separately: 1 media storage unit and 1 meeting surface. 2 open spaces at the end: 16 1/4" (424 mm) W x 14 1/4" (375 mm) D x 6 3/4" (173 mm) H. 1 bookcase space at the center: 21 1/2" (547 mm) W x 15 3/4" (400 mm) D x 20 1/2" (521 mm) H. 1 adjustable shelf. 2 bookcases units with door. Locks. Grommets and vertical channel for wire management. Platform with 4 aluminum legs. 60" W (1500 mm) by 35" H (888 mm) panel to accommodate 1 flat screen. Flat screen support sold separately.</i>				
<i>To be ordered separately: 1 leg kit MTL228_, refer to page 28.</i>				
28" H media storage unit				
62 x 20 x 64	1550 x 500 x 1625	DNNNS-BS206264AVM	2,486	-
Specify leg color (K, S, W).				



Electrical/communication module option (LGC-PC2P): specify PC at the end of the surface code and add \$528

<i>Meeting surfaces.</i>				
60 x 78 x 1	1500 x 1950 x 25	D_NNS-TAD7860AV	620	951
60 x 72 x 1	1500 x 1800 x 25	D_NNS-TAD7260AV	598	902
60 x 66 x 1	1500 x 1650 x 25	D_NNS-TAD6660AV	570	854
60 x 60 x 1	1500 x 1500 x 25	D_NNS-TAD6060AV	549	806

Specify the surface type (1, 2).

60 x 78 x 1 1/2	1500 x 1950 x 38	D_NNS-TAD7860AV	778	1,108
60 x 72 x 1 1/2	1500 x 1800 x 38	D_NNS-TAD7260AV	743	1,047
60 x 66 x 1 1/2	1500 x 1650 x 38	D_NNS-TAD6660AV	709	983
60 x 60 x 1 1/2	1500 x 1500 x 38	D_NNS-TAD6060AV	668	923

Specify the surface type (5, 6).

Flat screen support				
<i>Can accommodate most flat screens. Maximum weight capacity: 198 lbs (90 kg). 15° tilt angle. Must be installed on 1 media storage unit or a wall. Silver accent.</i>				
20 1/2 x 3 1/2 x 16	520 x 89 x 407	LGC-SUPFLATSC		365

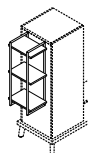


ACCESSORIES

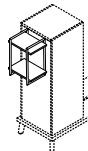
Hooks				
<i>Fits underneath 1 surface or on the side of 1 storage module. 15 lbs (7 kg) load capacity per hook. Package of 2.</i>				
3/4 x 1 7/8 x 2 1/4	19 x 42 x 57	LGC-HK2		96
Specify accent color (K, S, W).				



Long side shelving				
<i>3 laminate fixed shelves. Steel frame. Must be installed on the sides of 1 storage module. The 27 1/2" H (694 mm) shelf cannot accommodate a long side shelving.</i>				
12 1/2 x 9 7/8 x 30 7/8	320 x 249 x 783	DNNN_PML120930	881	-
Specify accent color (K, S, W).				



Short side shelving				
<i>2 laminate fixed shelves. Steel frame. Must be installed on the sides of 1 storage module.</i>				
12 1/2 x 9 7/8 x 18	320 x 249 x 450	DNNN_PMC120918	881	-
Specify accent color (K, S, W).				



Personal drawer				
<i>Metal drawer. Lock. Must be installed under 1 surface. Compatible with height adjustable tables and other surfaces.</i>				
15 3/4 x 10 3/4 x 3	401 x 272 x 80	LGC-PDM15	654	
Specify accent color (K, S, W).				



Pencil cup				
<i>Metal. Can be positioned on 1 surface.</i>				
3 x 3 1/2 x 4 1/4	73 x 89 x 108	LGC-VPEN	103	
Specify accent color (K, S, W).				



W x D x H (in)	W x D x H (mm)	Code	All Laminate (\$)	HPL Surfaces (\$)
Electronic tablet/telephone stand				
<i>Metal stand with wood leg. Can be positioned on 1 surface. Can accommodate 1 electronic tablet or 1 telephone.</i>				
9 x 3 3/8 x 9 1/2	229 x 92 x 241	DNNN_TT09		138
Specify accent color (K, S, W). Specify wood color (W20, W21).				



Pencil tray				
<i>Metal tray with wood leg. Can be positioned on 1 surface. Can accommodate small personal items or pencils.</i>				
11 x 4 x 1 3/8	275 x 100 x 42	DNNN_PT11		125
Specify accent color (K, S, W). Specify wood color (W20, W21).				



Card holder				
<i>Metal card holder with wood leg. Can be positioned on 1 surface. Can accommodate business cards.</i>				
4 1/4 x 2 x 2	107 x 55 x 53	DNNN_CT04		108
Specify accent color (K, S, W). Specify wood color (W20, W21).				



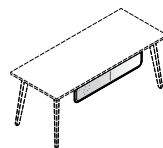
White board for screens				
<i>Folded metal board. High-gloss white finish for use with dry-erase markers. Magnetic. 1 pencil tray. Can be positioned on top of a privacy screen of 19" H (483 mm) that has 28" W (700 mm) or more. Can be positioned on top of 1 platform screen or 1 freestanding floor screen.</i>				
23 x 1 3/4 x 17 1/2	584 x 45 x 445	DNNNN-WBS2317		187



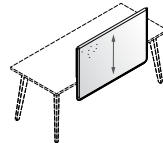
SCREENS AND MODESTY PANELS FOR WORK SURFACES

Refer to the current Lacasse upholstery selection guide.

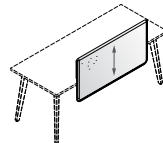
		Gr1	Gr2	Gr3	Gr4	Gr5	Gr6	Gr8			
Modesty panels		<i>Fabric panel with metal hardware. 3/4" (20 mm) space between the surface and the panel for wire management. Fits underneath 1 surface. 1 tone only.</i>									
44 x 9/8 x 10	1100 x 16 x 254	DMD4410	369	388	480	509	608	726	889		
38 x 9/8 x 10	950 x 16 x 254	DMD3810	353	369	451	476	566	669	814		
32 x 9/8 x 10	800 x 16 x 254	DMD3210	338	353	424	445	524	615	742		
26 x 9/8 x 10	650 x 16 x 254	DMD2610	316	329	392	410	476	557	664		
20 x 9/8 x 10	500 x 16 x 254	DMD2010	300	310	361	375	431	497	587		
Specify the fabric code at the end of the product code.											



		Gr1	Gr2	Gr3	Gr4	Gr5	Gr6	Gr8			
Privacy/modesty screens - 30" H		<i>Fabric panel with metal hardware. 1 1/4" (32 mm) space between the surface and the screen for wire management. Fits underneath 1 surface. 19" (483 mm) of private space over the surface. 10" (254 mm) modesty. Can accommodate 1 white board. Choice of 1 or 2 tones. Fabric 1: inside. Fabric 2: outside.</i>									
46 x 1 1/4 x 30	1150 x 32 x 762	DSD4619	642	653	699	712	762	820	900		
40 x 1 1/4 x 30	1000 x 32 x 762	DSD4019	626	634	678	692	742	800	879		
34 x 1 1/4 x 30	850 x 32 x 762	DSD3419	606	614	660	674	724	780	863		
28 x 1 1/4 x 30	700 x 32 x 762	DSD2819	587	596	641	656	704	764	842		
22 x 1 1/4 x 30	550 x 32 x 762	DSD2219	504	512	559	570	621	677	760		
18 x 1 1/4 x 30	450 x 32 x 762	DSD1819	478	489	534	546	596	654	735		
Specify the fabric 1 code and the fabric 2 code after the product code.											



		Gr1	Gr2	Gr3	Gr4	Gr5	Gr6	Gr8			
Privacy/modesty screens - 24" H		<i>Fabric panel with metal hardware. 1 1/4" (32 mm) space between the surface and the screen for wire management. Fits underneath 1 surface. 13" (331 mm) of private space over the surface. 10" (254 mm) modesty. Choice of 1 or 2 tones. Fabric 1: inside. Fabric 2: outside.</i>									
46 x 1 1/4 x 24	1150 x 32 x 610	DSD4613	601	607	641	653	691	737	799		
40 x 1 1/4 x 24	1000 x 32 x 610	DSD4013	586	593	628	638	676	721	782		
34 x 1 1/4 x 24	850 x 32 x 610	DSD3413	568	578	611	622	661	704	769		
28 x 1 1/4 x 24	700 x 32 x 610	DSD2813	557	562	596	607	644	690	750		
22 x 1 1/4 x 24	550 x 32 x 610	DSD2213	473	480	514	525	564	610	672		
18 x 1 1/4 x 24	450 x 32 x 610	DSD1813	463	469	506	515	557	598	661		
Specify the fabric 1 code and the fabric 2 code after the product code.											



2-TONE LAMINATE APPLICATION: SHADED AREA CORRESPONDS TO THE FIRST CODE TO BE SPECIFIED. SECOND LAMINATE CODE WILL BE APPLIED TO THE REST OF THE PRODUCT.

= ASSEMBLY REQUIRED

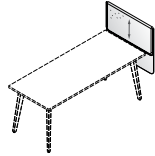


Lateral privacy screens - 30" H

Fabric panel with metal hardware. 1/4" (32 mm) space between the surface and the screen for wire management. Fits underneath 1 surface. 19" (483 mm) of private space over the surface. 10" (254 mm) modesty. 6" (150 mm) extension. Choice of 1 or 2 tones. Fabric 1: inside. Fabric 2: outside.

W x D x H (in)	W x D x H (mm)	Code	Gr1	Gr2	Gr3	Gr4	Gr5	Gr6	Gr8
41 x 1 1/4 x 30	1025 x 32 x 762	DSE4119_	636	642	689	702	750	811	890
35 x 1 1/4 x 30	875 x 32 x 762	DSE3519_	615	626	671	685	735	791	872
29 x 1 1/4 x 30	725 x 32 x 762	DSE2919_	528	537	583	596	644	703	782
25 x 1 1/4 x 30	625 x 32 x 762	DSE2519_	515	524	569	584	634	691	772

Left (L)



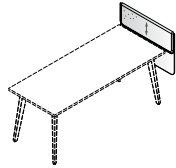
Right (R)

Lateral privacy screens - 24" H

Fabric panel with metal hardware. 1/4" (32 mm) space between the surface and the screen for wire management. Fits underneath 1 surface. 13" (331 mm) of private space over the surface. 10" (254 mm) modesty. 6" (150 mm) extension. Choice of 1 or 2 tones. Fabric 1: inside. Fabric 2: outside.

W x D x H (in)	W x D x H (mm)	Code	Gr1	Gr2	Gr3	Gr4	Gr5	Gr6	Gr8
41 x 1 1/4 x 24	1025 x 32 x 610	DSE4113_	594	602	637	646	687	730	793
35 x 1 1/4 x 24	875 x 32 x 610	DSE3513_	580	586	621	633	669	714	777
29 x 1 1/4 x 24	725 x 32 x 610	DSE2913_	494	504	537	547	587	632	694
25 x 1 1/4 x 24	625 x 32 x 610	DSE2513_	487	492	528	538	576	621	684

Left (L)



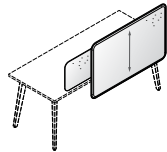
Right (R)

Collaborative sliding screens

Fabric panel with metal hardware. Fits underneath 1 surface. Sliding opening/closing for variable privacy. 19" (483 mm) of private space over the surface. 16" (406 mm) sliding privacy. Choice of 1 or 2 tones. Fabric 1: inside. Fabric 2: outside.

W x D x H (in)	W x D x H (mm)	Code	Gr1	Gr2	Gr3	Gr4	Gr5	Gr6	Gr8
48 x 1 1/4 x 30	1200 x 32 x 762	DSS4830_	801	820	906	932	1,027	1,140	1,292
38 x 1 1/4 x 30	950 x 32 x 762	DSS3630_	765	780	870	897	992	1,100	1,255
30 x 1 1/4 x 30	750 x 32 x 762	DSS3030_	742	760	847	873	969	1,077	1,233

Left (L)



Right (R)

Freestanding surface screens - 19" H

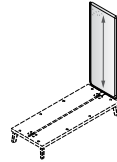
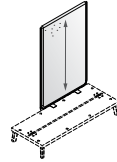
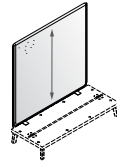
Fabric screen with 15 3/4" x 6 7/8" (400 mm x 170 mm) metal base. Can be positioned on 1 surface. Can accommodate 1 white board. 1 tone only.

W x D x H (in)	W x D x H (mm)	Code	Gr1	Gr2	Gr3	Gr4	Gr5	Gr6	Gr8
34 x 1 1/4 x 19	850 x 32 x 483	DSA3419_	570	581	621	634	678	731	805
28 x 1 1/4 x 19	700 x 32 x 483	DSA2819_	547	558	591	601	639	684	744
22 x 1 1/4 x 19	550 x 32 x 483	DSA2219_	534	541	576	587	625	668	730

Specify accent color (K, S, W). Specify the fabric code at the end of the product code.

Price (\$)

Platform screens



Price (\$)

Fabric screen with metal supports. Must be installed on 1 platform. Can accommodate 1 white board. 1 tone only.

46 1/2" H (1182 mm) = 54" H (1372 mm) installed on 1 platform.
 40 1/2" H (1029 mm) = 48" H (1219 mm) installed on 1 platform.
 34 1/2" H (877 mm) = 42" H (1067 mm) installed on 1 platform.

W x D x H (in)	W x D x H (mm)	Code	Gr1	Gr2	Gr3	Gr4	Gr5	Gr6	Gr8
48 x 1 1/4 x 46 1/2	1200 x 32 x 1182	DP4846_	815	836	938	970	1,080	1,207	1,390
36 x 1 1/4 x 46 1/2	900 x 32 x 1182	DP3646_	736	758	859	889	1,001	1,132	1,309
30 x 1 1/4 x 46 1/2	750 x 32 x 1182	DP3046_	697	721	823	852	962	1,092	1,272
24 x 1 1/4 x 46 1/2	600 x 32 x 1182	DP2446_	661	679	783	814	925	1,054	1,233
18 x 1 1/4 x 46 1/2	450 x 32 x 1182	DP1846_	621	642	746	777	886	1,017	1,196
48 x 1 1/4 x 40 1/2	1200 x 32 x 1029	DP4840_	758	777	867	895	992	1,107	1,262
36 x 1 1/4 x 40 1/2	900 x 32 x 1029	DP3640_	689	708	796	826	922	1,035	1,196
30 x 1 1/4 x 40 1/2	750 x 32 x 1029	DP3040_	620	640	729	758	853	971	1,132
24 x 1 1/4 x 40 1/2	600 x 32 x 1029	DP2440_	613	620	673	689	746	810	900
18 x 1 1/4 x 40 1/2	450 x 32 x 1029	DP1840_	586	607	695	724	823	937	1,096
48 x 1 1/4 x 34 1/2	1200 x 32 x 877	DP4834_	690	706	784	810	895	994	1,133
36 x 1 1/4 x 34 1/2	900 x 32 x 877	DP3634_	632	646	725	748	835	934	1,074
30 x 1 1/4 x 34 1/2	750 x 32 x 877	DP3034_	603	616	694	721	805	905	1,042
24 x 1 1/4 x 34 1/2	600 x 32 x 877	DP2434_	573	587	668	690	777	875	1,013
18 x 1 1/4 x 34 1/2	450 x 32 x 877	DP1834_	544	560	637	663	747	846	986

Specify the fabric code at the end of the product code.

Privacy floor screen

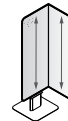
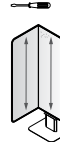


Fabric screen with metal base. Freestanding. 1 tone only.

W x D x H (in)	W x D x H (mm)	Code	Gr1	Gr2	Gr3	Gr4	Gr5	Gr6	Gr8
36 x 1 1/4 x 54	900 x 32 x 1372	DPA3654_	1,092	1,108	1,199	1,226	1,325	1,436	1,595

Specify accent color (K, S, W). Specify the fabric code at the end of the product code.

Collaborative privacy screen



Left (L)

Right (R)

Fabric screen with metal base. Freestanding. 180 degrees fantail opening/closing for variable privacy. 18" (450 mm) wide unfolded part. Choice of 1 or 2 tones. Fabric 1: inside. Fabric 2: outside.

W x D x H (in)	W x D x H (mm)	Code	Gr1	Gr2	Gr3	Gr4	Gr5	Gr6	Gr8
36 x 1 1/4 x 54	900 x 32 x 1372	DPV3654_	1,279	1,296	1,382	1,410	1,502	1,611	1,763

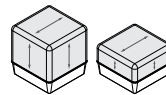
Specify left (L) or right (R). Specify accent color (K, S, W). Specify the fabric 1 code and the fabric 2 code after the product code.

SEATS AND COUNTERS

Refer to the current Lacasse upholstery selection guide.

Order example:
DQ2818 QA12 DN04 NN
 Product Choice of upholstery Choice of upholstery Electrical/communication
 code for upper part for lower part module option

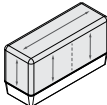



Square seats










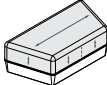
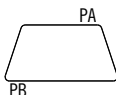
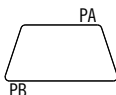

The base must have a polyurethane/vinyl upholstery only. 1 electrical/communication module option on the base (PA): \$802. The module holds 2 liquid proof 120 V electric outlets, 2 2.1A USB outlets, a 108" (2743 mm) cable with cord and ETL certified.

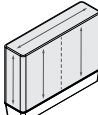


W x D x H (in)	W x D x H (mm)	Code	Gr1	Gr2	Gr3	Gr4	Gr5	Gr6	Gr7	Gr8
28 x 28 x 29	700 x 700 x 735	DQ2829_	1,232	1,259	1,406	1,448	1,606	1,790	2,079	2,045
28 x 28 x 18	700 x 700 x 457	DQ2818_	1,151	1,173	1,275	1,306	1,418	1,550	1,752	1,733

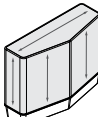
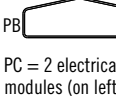
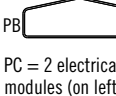
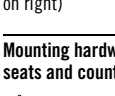
Indicate the code of the fabric or polyurethane/vinyl of the upper part after the product code. Indicate the code of the polyurethane/vinyl of the lower part after the first upholstery selection. Specify: no module (NN) or electrical/communication module (PA).


	W x D x H (in)	W x D x H (mm)	Code	Price (\$)							
Rectangular seats	<i>The base must have a polyurethane/vinyl upholstery only. 1 electrical/communication module option on the base (PA): \$802. The module holds 2 liquid proof 120 V electric outlets, 2 2.1A USB outlets, a 108" (2743 mm) cable with cord and ETL certified. Vertical seam at the center of the 56" W (1400 mm) section.</i>										
				Gr1	Gr2	Gr3	Gr4	Gr5	Gr6	Gr7	Gr8
	56 x 20 x 29	1400 x 500 x 735	DR5629	1,514	1,539	1,660	1,695	1,827	1,980	2,692	2,193
	28 x 20 x 29	700 x 500 x 735	DR2829	1,073	1,094	1,184	1,211	1,313	1,430	1,757	1,593
	28 x 20 x 18	700 x 500 x 457	DR2818	1,017	1,037	1,141	1,173	1,283	1,414	1,618	1,597
	Indicate the code of the fabric or polyurethane/vinyl of the upper part after the product code. Indicate the code of the polyurethane/vinyl of the lower part after the first upholstery selection. Specify: no module (NN) or electrical/communication module (PA).										


	W x D x H (in)	W x D x H (mm)	Code	Price (\$)							
Asymmetrical seat	<i>The base must have a polyurethane/vinyl upholstery only. 1 electrical/communication module option on the base (PA, PB, PC or PD): \$802. The module holds 2 liquid proof 120 V electric outlets, 2 2.1A USB outlets, a 108" (2743 mm) cable with cord and ETL certified.</i>										
				Gr1	Gr2	Gr3	Gr4	Gr5	Gr6	Gr7	Gr8
	28 x 28 x 18	700 x 700 x 457	DA2818	1,072	1,084	1,151	1,173	1,244	1,329	1,729	1,447
Left (L)											
Right (R)											
											
											
											
											
											
	Specify at the end of the code: left (L) or right (R). Indicate the code of the fabric or polyurethane/vinyl of the upper part after the product code. Indicate the code of the polyurethane/vinyl of the lower part after the first upholstery selection. Specify: no module (NN) or electrical/communication module (PA, PB, PC or PD).										


	W x D x H (in)	W x D x H (mm)	Code	Price (\$)							
Trapeze seat	<i>The base must have a polyurethane/vinyl upholstery only. 1 electrical/communication module option on the base (PA or PB): \$802. The module holds 2 liquid proof 120 V electric outlets, 2 2.1A USB outlets, a 108" (2743 mm) cable with cord and ETL certified. Vertical seam at the center of the 56" W (1400 mm) section.</i>										
				Gr1	Gr2	Gr3	Gr4	Gr5	Gr6	Gr7	Gr8
	56 x 28 x 18	1400 x 700 x 457	DZ5618	1,363	1,384	1,495	1,525	1,643	1,782	2,422	1,974
											
											
	Indicate the code of the fabric or polyurethane/vinyl of the upper part after the product code. Indicate the code of the polyurethane/vinyl of the lower part after the first upholstery selection. Specify: no module (NN) or electrical/communication module (PA, PB).										

	W x D x H (in)	W x D x H (mm)	Code	Price (\$)							
Rectangular counter	<i>The base must have a polyurethane or vinyl upholstery, no fabric. 1 (PA) or 2 (PC) electrical/communication module option on the side: \$802/\$1,605. The module holds 2 liquid proof 120 V electric outlets, 2 2.1A USB outlets, a 108" (2743 mm) cable with cord and ETL certified. Vertical seam at the center of the 56" W (1400 mm) section.</i>										
				Gr1	Gr2	Gr3	Gr4	Gr5	Gr6	Gr7	Gr8
	56 x 14 x 42	1400 x 350 x 1067	DCR56	1,619	1,645	1,765	1,802	1,933	2,085	2,797	2,298
											
	Indicate the code of the fabric or polyurethane/vinyl of the upper part after the product code. Indicate the code of the polyurethane/vinyl of the lower part after the first upholstery selection. Specify: no module (NN) or electrical/communication module (PA) on the right or two modules (PC).										

	W x D x H (in)	W x D x H (mm)	Code	Price (\$)							
Collaborative counter	<i>The base must have a polyurethane/vinyl upholstery only. 1 module (PA) on the right, 1 module (PB) on the left or 2 (PC) electrical/communication modules option on the side: \$802/\$1,605. The module holds 2 liquid proof 120 V electric outlets, 2 2.1A USB outlets, a 108" (2743 mm) cable with cord and ETL certified. Vertical seam at the center of the 56" W (1400 mm) section.</i>										
				Gr1	Gr2	Gr3	Gr4	Gr5	Gr6	Gr7	Gr8
	56 x 22 x 42	1400 x 550 x 1067	DCA56	1,862	1,892	2,030	2,072	2,225	2,399	3,216	2,644
											
											
	Indicate the code of the fabric or polyurethane/vinyl of the upper part after the product code. Indicate the code of the polyurethane/vinyl of the lower part after the first upholstery selection. Specify: no module (NN) or electrical/communication module (PA) on the right or two modules (PC).										


	W x D x H (in)	W x D x H (mm)	Code	Price (\$)
Mounting hardware for seats and counter	Allows 2 seats or 1 seat and a counter to be linked. Per unit. Silver metal.			
	14 x 1 3/4 x 6	358 x 45 x 151	DGA	70


	W x D x H (in)	W x D x H (mm)	Code	Price (\$)							
Pouf	<i>Polyurethane or vinyl base. Lateral handle (same finish as the base).</i>										
				Gr1	Gr2	Gr3	Gr4	Gr5	Gr6	Gr7	Gr8
	16 x 16 x 20	400 x 400 x 508	DPF1620	674	687	741	759	817	888	1,123	988
	Specify the fabric code after the product code. Indicate the code for the base/handle finish after the code for the fabric.										


	W x D x H (in)	W x D x H (mm)	Code	Price (\$)							
Accent cushion	<i>Non removable upholstery. Fabric 1: front. Fabric 2: back.</i>										
				Gr1	Gr2	Gr3	Gr4	Gr5	Gr6	Gr7	Gr8
	16 x 6 x 16	400 x 150 x 400	DC01616	138	142	160	167	187	211	275	243
	Specify the fabric 1 code and the fabric 2 code after the product code.										

ELECTRIFICATION AND WIRE MANAGEMENT SYSTEM

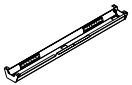
	W x D x H (in)	W x D x H (mm)	Code	Price (\$)
Electrical feed from floor	72" (1828 mm) long cable. Must be installed by an electrician.			
			DNNNN-FFEE72	271


	W x D x H (in)	W x D x H (mm)	Code	Price (\$)
Electrical ceiling feed	Post and cable: 120" (3000 mm) tall aluminum post. Silver. 160" (4064 mm) long cable. Screws and supports included. Must be installed by an electrician.			
			DNNNS-CFEED120	743
	Post: 120" (3000 mm) tall aluminum post. Silver.			
			DNNNS-POLE120	580

	W x D x H (in)	W x D x H (mm)	Code	Price (\$)
Electric outlet kit	Can be attached inside a laminate module, a technology module or under a surface when a wire channel is specified. Includes 2 duplex (4 outlets), 1 duplex connector, duplexes support, 1 18" interconnexion bypass cable and 1 H connector.			
			DNNNS-4DUPC	371
	Specify circuit number at the end of the code (1, 2).			


	W x D x H (in)	W x D x H (mm)	Code	Price (\$)
Vertical wire cover for electric outlet kit	Can be placed on the electric outlet kit. Metal silver accent raceway and communication plate.			
	6 1/2 x 3 x 18	169 x 76 x 453	DNNNS-VWM18	234

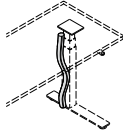
	W x D x H (in)	W x D x H (mm)	Code	Price (\$)
Platform connecting cable - 24" L	To link 2 side-by-side platforms.			
			LGC-4PASS24	164

	W x D x H (in)	W x D x H (mm)	Code	Price (\$)
Under-surface wire channels	Metal pass wire channels for wire management allows electric wires to pass through. Fits underneath 1 surface. Includes the wire channel, an interconnexion bypass cable, 1 H connector, 1 communication plate and 2 wire management clips. The 36" (929 mm) wire channel is compatible with all rectangular surfaces. The 30" (779 mm) wire channel is compatible with all other shape surfaces.			
	36 1/2 x 8 3/4 x 3 3/4	929 x 220 x 84	DNNNS-HWS36	544
	30 3/8 x 8 3/4 x 3 3/4	779 x 220 x 84	DNNNS-HWS30	532


	W x D x H (in)	W x D x H (mm)	Code	Price (\$)
Channels for platforms	Metal pass wire channels for wire management allows electric wires to pass through. Must be installed under a non electrified platform. Does not include an interconnexion bypass cable, refer to the general Lacasse price book.			
	91 3/8 x 8 3/4 x 3 3/4	2329 x 220 x 84	DNNNS-HWP98	400
	68 x 8 3/4 x 3 3/4	1729 x 220 x 84	DNNNS-HWP74	359
	56 1/4 x 8 3/4 x 3 3/4	1429 x 220 x 84	DNNNS-HWP62	316
	46 1/2 x 8 3/4 x 3 3/4	1179 x 220 x 84	DNNNS-HWP50	276



	W x D x H (in)	W x D x H (mm)	Code	Price (\$)
Footrests wire channels 	<i>Metal pass wire channels for wire management allows electric wires to pass through. Must be installed under 1 footrest of a laminate non electrified platform. Does not include an interconnexion bypass cable, refer to the general Lacasse price book.</i>			
	54 x 8 3/4 x 3 1/4	1229 x 220 x 84	DNNNS-HWP54	296
	48 x 8 3/4 x 3 1/4	1079 x 220 x 84	DNNNS-HWP48	289
	42 x 8 3/4 x 3 1/4	929 x 220 x 84	DNNNS-HWP42	276
	36 x 8 3/4 x 3 1/4	779 x 220 x 84	DNNNS-HWP36	263

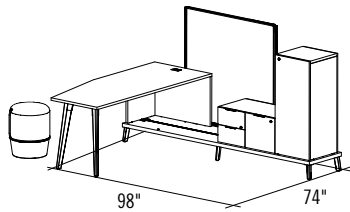
	<i>Allows cabling to be managed vertically. 2" (50 mm) diameter. With zipper. All United Chair® standard fabrics are applicable.</i>									
			Gr1	Gr2	Gr3	Gr4	Gr5	Gr6	Gr8	
Fabric vertical wire covers 	2 x 2 x 34	50 x 50 x 865	DVW34	91	92	100	102	111	124	138
	2 x 2 x 26	50 x 50 x 660	DVW26	86	88	94	98	105	119	130
	2 x 2 x 21	50 x 50 x 533	DVW21	81	82	91	93	102	111	125
	2 x 2 x 13	50 x 50 x 330	DVW13	77	78	86	89	96	105	120

Specify the fabric code at the end of the product code.

	<i>Allow cables to be clipped under the work surface. Grey. Package of 5 clips.</i>			
Wire management clips 	5 1/2 x 1 1/2 x 1	140 x 40 x 25	LGC-WMC05	119

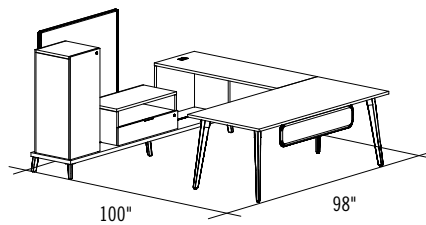
SUGGESTIONS

STAD_PLAN-01



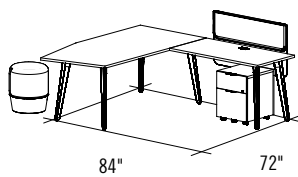
STAD-PLAN01		\$6,154
1	D5NNS-PF2098B_	Platform, STAD wood legs
1	D1NNS-AS3072AL	Collaborative surface, laminate module - 30" D
1	DNNN_-BTL228_	Kit of STAD wood legs - 28" H
1	D1NPS-U183013F	Mixed storage module - 13 1/2" H
1	D1NNS-181840BR	Storage cabinet with door
1	DP4846	Platform screen - Gr1
1	DPF1620	Pouf - Gr1

STAD_PLAN-03



STAD-PLAN03		\$6,548
1	D5NNS-PF2098B_	Platform, STAD wood legs
1	D1NNS-TR3678	Rectangular surface - 36" D
2	DNNN_-BTL228_	Kits of STAD wood legs - 28" H
1	D1NNS-BR2462A	Bridge-return, laminate module - 24" D
1	D1NNS-181840BL	Storage cabinet with door
1	D1NPS-SLU183613	Storage module with open space and drawer - 13 1/2" H
1	DP4846	Platform screen - Gr1
1	DMD4410	Modesty panel - Gr1

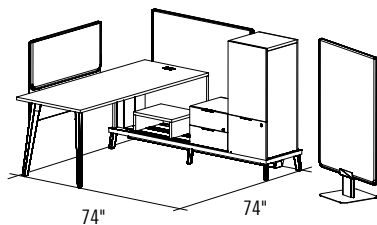
STAD_PLAN-04



STAD-PLAN04		\$6,967
1	D1NNS-TC3672L	Collaborative surface - 36" D
1	D1NNS-RS2448	Return-surface - 24" D
3	DNNN_-BTL228_	Kits of STAD wood legs - 28" H
1	DNNPS-MP1518F	Mobile pedestal
2	DNNNS-HWS30	Under-surface wire channels
1	DNNNS-4DUPC_	Electric outlet kit
1	DSD4013	Privacy/modesty screen - 24" H - Gr1
1	DPF1620	Pouf - Gr1

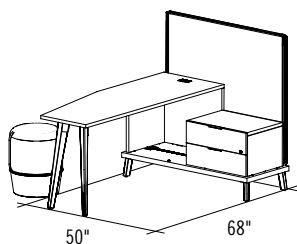
SUGGESTIONS

STAD_PLAN-05



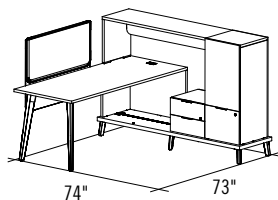
STAD-PLAN05		\$8,414
1	D5NNS-PFE2074B_	Electrified platform, STAD wood legs
1	D1NNS-RS3072A	Rectangular surface, laminate module - 30" D
1	DNNN_-BTL228_	Kit of STAD wood legs - 28" H
1	D1NPS-U181813	Storage module with drawers - 13½" H
1	D1NPS-181840FBR	Storage cabinet with door and drawer
1	DNNNS-4DUPC_	Electric outlet kit
1	D1NNN-TABLAP	Shelf for a laptop
1	DNNNS-VWM18	Vertical wire cover for electric outlet kit
1	DP4840	Platform screen - Gr1
1	DSD4019	Privacy/modesty screen - 30" H - Gr1
1	DPA3654	Privacy floor screen - Gr1

STAD_PLAN-06



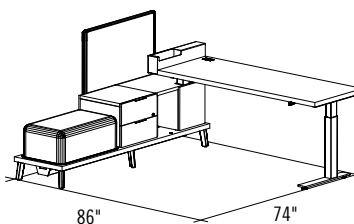
STAD-PLAN06		\$4,638
1	D5NNS-PF2050B_	Platform, STAD wood legs
1	D1NNS-AS2466AL	Collaborative surface, laminate module - 24" D
1	DNNN_-BTL228_	Kit of STAD wood legs - 28" H
1	D1NPS-U182413	Storage module with drawers - 13½" H
1	DP4840	Platform screen - Gr1
1	DPF1620	Pouf - Gr1

STAD_PLAN-07



STAD-PLAN07		\$5,652
1	D5NNS-PF2074B_	Platform, STAD wood legs
1	D1NNS-RS3072A	Rectangular surface, laminate module - 30" D
1	DNNN_-BTL228_	Kit of STAD wood legs - 28" H
1	D1NPS-U181813	Storage module with drawers - 13½" H
1	D1NPS-181840FBR	Storage cabinet with door and drawer
1	D1NNS-TBR5419L	Junction for 1 cabinet, laminate back - 19" H
1	DSD4019	Privacy/modesty screen - 30" H - Gr1

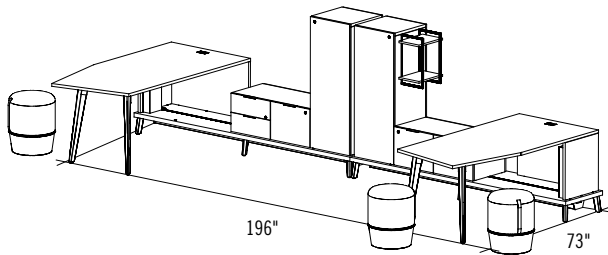
STAD_PLAN-08



STAD-PLAN08		\$7,267
1	D5NNS-PFE2074B_	Electrified platform, STAD wood legs
1	D1NNS-RT2466SGCR_	Electric height adjustable rectangular table, integrated base - 24" D
1	D1NPS-U181813	Storage module with drawers - 13½" H
1	DCP3018	Platform cushion - Gr1
1	DP3634	Platform screen - Gr1
1	DNNNS-4DUPC_	Electric outlet kit

SUGGESTIONS

STAD_PLAN-09

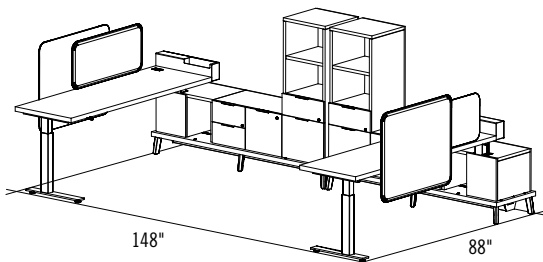


STAD-PLAN09

\$14,784

2	D5NNS-PFE2098B_	Electrified platforms, STAD wood legs
1	D1NNS-CS3672AL	Collaborative surface, laminate module - 36" D
1	D1NNS-CS3672AR	Collaborative surface, laminate module - 36" D
2	DNNN_-BTL228_	Kits of STAD wood legs - 28" H
1	D1NPS-U183613F	Mixed storage module - 13½" H
1	D1NPS-F183613U	Mixed storage module - 13½" H
1	D1NNS-181840BL	Storage cabinet with door
1	D1NNS-181840BR	Storage cabinet with door
3	DPF1620	Poufs - Gr1
1	DNNN_-PMC120918	Short side shelving
2	DNNNS-4DUPC_	Electric outlet kits
2	DNNNS-VWM18	Vertical wire covers for electric outlet kits
1	LGC-4PASS24	Platform connecting cable - 24" L

STAD_PLAN-10

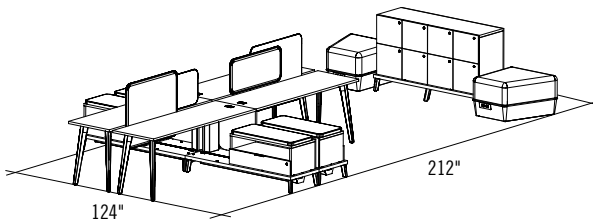


STAD-PLAN10

\$16,373

2	D5NNS-PFE2074B_	Electrified platforms, STAD wood legs
1	D5NNS-RT2472SGCL_	Electric height adjustable rectangular table, integrated base - 24" D
1	D5NNS-RT2472SGCR_	Electric height adjustable rectangular table, integrated base - 24" D
1	D1NPS-U183013F	Mixed storage module - 13½" H
1	D1NPS-F183013U	Mixed storage module - 13½" H
2	D1NPS-181846UFBE	Storage cabinets with open bookcase and drawers
1	DSS3630L	Collaborative sliding screen - Gr1
1	DSS3630R	Collaborative sliding screen - Gr1
1	LGC-4PASS24	Platform connecting cable - 24" L

STAD_PLAN-11

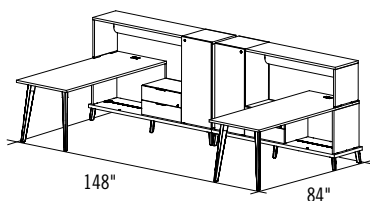


STAD-PLAN11

\$28,047

4	D5NNS-PFE2062B_	Electrified platforms, STAD wood legs
2	D1NNS-RSD24144A	Double rectangular surfaces, laminate modules - 24" D
4	DNNN_-BTL228_	Kits of STAD wood legs - 28" H
4	D1NPS-SLU183613	Storage modules with open space and drawer - 13½" H
4	DCU3616_	Storage unit cushions - Gr1
1	DSS3630L	Collaborative sliding screen - Gr1
1	DSS3630R	Collaborative sliding screen - Gr1
4	DNNNS-4DUPC_	Electric outlet kits
2	LGC-4PASS24	Platform connecting cables - 24" L
4	DNNNS-VWM18	Vertical wire covers for electric outlet kits
1	D5NNS-PF2062B_	Platform, STAD wood legs
1	DNNNS-BTL206_	Kit of additional STAD wood legs - 6" H
1	D1NNS-CL186027P8L	Locker module - 27½" H
1	DA2818RPA	Asymmetrical seat - Gr1
1	DA2818LPA	Asymmetrical seat - Gr1

STAD_PLAN-12



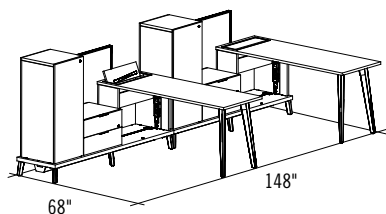
STAD-PLAN12

\$10,317

2	D5NNS-PF2074B_	Platforms, STAD wood legs
2	D1NNS-RS3072A	Rectangular surfaces, laminate modules - 30"
2	DNNN_-BTL228_	Kits of STAD wood legs - 28" H
1	D1NNS-181840BR	Storage cabinet with door
1	D1NNS-181840BL	Storage cabinet with door
2	D1NPS-U182413	Storage modules with drawers - 13½" H
1	D1NFS-TBR5419R	Junction for 1 cabinet, fabric back - 19" H
1	D1NFS-TBR5419L	Junction for 1 cabinet, fabric back - 19" H
2	DFS5308	Fabric backs - 8" H - Gr1

SUGGESTIONS

STAD_PLAN-13

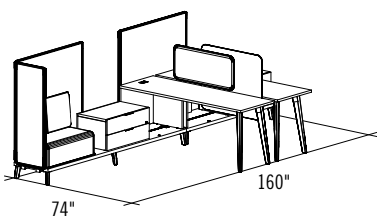


STAD-PLAN13

\$14,117

2	D5NNS-PFE2074B_	Electrified platforms, STAD wood legs
2	D1NNS-RS2466TR	Rectangular surfaces, technology modules - 24" D
2	DNNN_-BTL228_	Kits of STAD wood legs - 28" H
2	D1NNS-181840BL	Storage cabinets with door
2	D1NPS-U182413	Storage modules with drawers - 13 1/2" H
2	DP4834	Platform screens - Gr1
2	DNNNS-4DUPC_	Electric outlet kits
1	LGC-4PASS24	Platform connecting cable - 24" L

STAD_PLAN-14

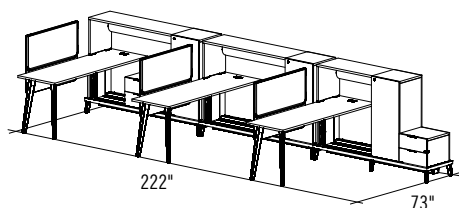


STAD-PLAN14

\$10,354

1	D5NNS-PF2098B_	Platform, STAD wood legs
1	D5NNS-PF2062B_	Platform, STAD wood legs
2	D1NNS-RS2472A	Rectangular surfaces, laminate modules - 24" D
2	DNNN_-BTL228_	Kits of STAD wood legs - 28" H
2	D1NPS-LU183013	Storage modules with drawers - 13 1/2" H
1	DP1846	Platform screen - Gr1
2	DP4846	Platform screens - Gr1
1	DSS3630L	Collaborative sliding screen - Gr1
1	DCP3618	Platform cushion - Gr1
2	DC01616	Accent cushions - Gr1

STAD_PLAN-15

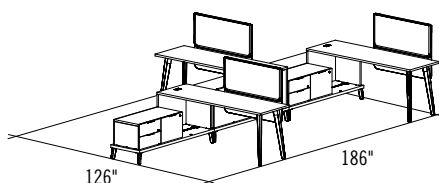


STAD-PLAN15

\$20,647

3	D5NNS-PFE2074B_	Electrified platforms, STAD wood legs
3	DNNN_-BTL228_	Kits of STAD wood legs - 28" H
3	D1NNS-RS2472A	Rectangular surfaces, laminate modules - 24" D
3	D1NNS-181840BR	Storage cabinets with door
3	D1NPS-U181813	Storage modules with drawers - 13 1/2" H
1	D1NFS-TBR3619L	Junction for 1 cabinet, fabric back - 19" H
1	DFS3508	Fabric back - 8" H - Gr1
2	D1NFS-TBR5419L	Junctions for 1 cabinet, fabric backs - 19" H
2	DFS5308	Fabric backs - 8" H - Gr1
3	DSD4019	Privacy/modesty screens - 30" H - Gr1
2	LGC-4PASS24	Platform connecting cables - 24" L
3	DNNNS-VWM18	Vertical wire covers for electric outlet kits
3	DNNNS-4DUPC_	Electric outlet kits

STAD_PLAN-16



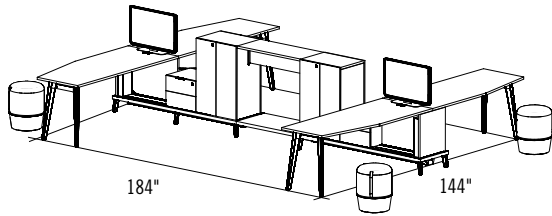
STAD-PLAN16

\$12,928

3	D5NNS-PF2062B_	Platforms, STAD wood legs
3	D1NNS-RS2472A	Rectangular surfaces, laminate modules - 24" D
3	DNNN_-BTL228_	Kits of STAD wood legs - 28" H
3	D1NPS-U183613F	Mixed storage modules - 13 1/2" H
3	DSD4019	Privacy/modesty screens - 30" H - Gr1

SUGGESTIONS

STAD_PLAN-17

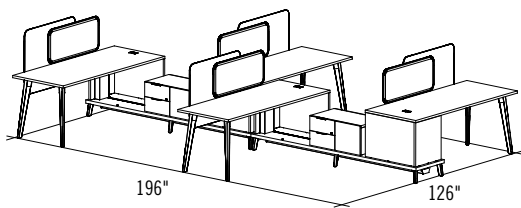


STAD-PLAN17

\$21,423

2	D5NNS-PFE2074B_	Electrified platforms, STAD wood legs
2	D1NNS-ASD30144A	Double collaborative surfaces, laminate modules - 30" D
4	DNNN_-BTL22824_	Kits of STAD wood legs - 28" H
2	D1NPS-DUM181813MU	Shared storage modules with drawers - 13½" H
2	D1NNS-D182434B	Shared storage cabinets with doors
1	D1NTS-BDCD3809E	Electrified junctions for 2 cabinets, acrylic backs 9" H
2	DSA2819	Freestanding surface screens - 19" H - Gr1
4	DPF1620	Poufs - Gr1
4	DNNNS-VWM18	Vertical wire covers for electric outlet kits
4	DNNNS-4DUPC_	Electric outlet kits

STAD_PLAN-18

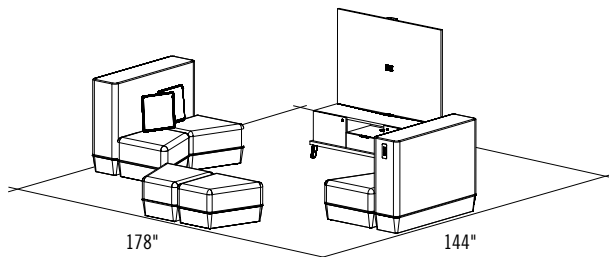


STAD-PLAN18

\$17,982

2	D5NNS-PFE2098B_	Electrified platforms, STAD wood legs
4	D5NNS-RS3072A	Rectangular surfaces, laminate modules - 30"
4	DNNN_-BTL228_	Kits of STAD wood legs - 28" H
2	D1NPS-DU183613M	Shared storage modules with drawers on left - 13½" H
2	DSS3630R	Collaborative sliding screens - Gr1
2	DSS3630L	Collaborative sliding screens - Gr1
1	LGC-4PASS24	Platform connecting cable - 24" L
4	DNNNS-VWM18	Vertical wire covers for electric outlet kits
4	DNNNS-4DUPC_	Electric outlet kits

STAD_PLAN-19

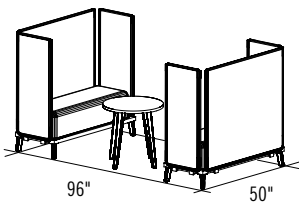


STAD-PLAN19

\$17,860

1	D1NPS-BU206264AVB_	Multimedia unit, STAD wood legs - 21" H
3	DA2818LNN	Asymmetrical seats - Gr1
3	DA2818RPC	Asymmetrical seats - Gr1
4	DCO1616	Accent cushions - Gr1
2	DCR56PA	Rectangular counters - Gr1

STAD_PLAN-20




STAD-PLAN20

\$8,345

2	D5NNS-PF2050B_	Platforms, STAD wood legs
2	DP4840	Platform screens - Gr1
4	DP1840	Platform screens - Gr1
2	DCP4818CW	Platform cushions with counterweights - Gr1
1	D1NNN-RB24	Round surface
1	DNNN_-BTL423_	Kit of STAD wood legs - 23" H

STAD_PLAN-21

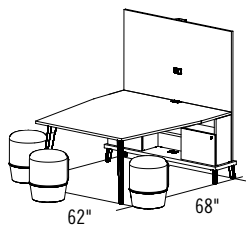


STAD-PLAN21

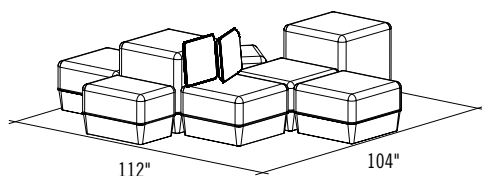
\$10,563

1	DNNN_-RT141725	Side table
2	DPF1620	Poufs - Gr1
1	DA2818LPD	Asymmetrical seat - Gr1
1	DA2818RPD	Asymmetrical seat - Gr1
2	DPA3654	Privacy floor screens - Gr1
1	DPV3654L	Collaborative privacy screen - Gr1
1	DPV3654R	Collaborative privacy screen - Gr1

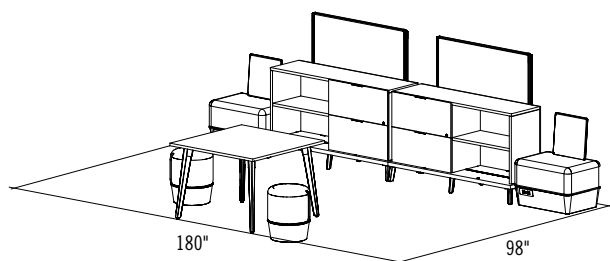
SUGGESTIONS

STAD_PLAN-22

STAD-PLAN22
\$6,408

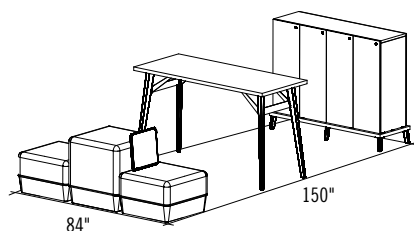
1	DNNNS-BS206264AVB_	Multimedia unit with conference extension, STAD wood legs
1	D1NNS-TAD6660AV	Multimedia unit with conference extension, STAD wood legs
1	DNNN_-BTL228_	Kit of STAD legs - 28" H
3	DPF1620	Poufs - Gr1

STAD_PLAN-23

STAD-PLAN23
\$10,201

4	DQ2818NN	Square seats - Gr1
2	DQ2829NN	Square seats - Gr1
1	DR2818PA	Rectangular seat - Gr1
1	DR2818NN	Rectangular seat - Gr1
2	DCO1616	Accent cushions - Gr1

STAD_PLAN-24

STAD-PLAN24
\$14,563

1	D1NPS-BE186027LF	Credenza module with open bookcase and file drawers - 27 1/2" H
1	D1NPS-LF186027BE	Credenza module with file drawers and open bookcase - 27 1/2" H
2	D5NNS-PF2062B_	Platforms, STAD wood legs
2	DNNNS-BTL206_	Kits of additional STAD wood legs - 6" H
2	DP4846	Platform screens
1	D1NNN-SQ42	Square surface
2	DNNN_-BTL228_	Kits of STAD wood legs - 28" H
2	DPF1620	Poufs - Gr1
2	DR2818PA	Rectangular seats - Gr1
2	DCO1616	Accent cushions - Gr1

STAD_PLAN-25

STAD-PLAN25
\$9,654

1	D1NNS-VL186040P4L	Wardrobe module
1	D5NNS-PF2062B_	Platform, STAD wood legs
1	DNNNS-BTL206_	Kit of additional STAD wood legs - 6" H
1	D5NNN-RT307242B_	Rectangular café height table, STAD wood legs - 30" D
2	DQ2818NN	Square seats - Gr1
1	DQ2829NN	Square seat - Gr1
1	DCO1616	Accent cushion - Gr1

TECHNICAL PERFORMANCES

THERMOFUSED LAMINATE (TFL):

- Depending on the furniture collection, Lacasse casegoods have TFL surfaces and side panels made of particleboard panels of 1" (25,4 mm) or 1½" (38 mm) thick finished with a mar-resistant high-performance thermofused laminate (45 lbs/ft3). The particleboard panels are laminated on both sides for proper balance.
- TFL technology consists on a decorative paper impregnated with reactive melamine resins which is thermally fused to a substrate (particleboard). The heat and pressure produces a **permanent thermal bond** between the melamine resins, the decorative paper and the substrate. The bonding process results in a clear, hard and non-porous surface.
- TFL panels, unlike wood, will not gouge or dent.
- Delamination is not possible, due to the manufacturing process.
- TFL panels carry a 25-year warranty.

HIGH-PRESSURE LAMINATE (HPL):


- Certain collections are also available with HPL surfaces made of 1¼" (27 mm) or 1⅞" (40 mm) thick particleboard finished with high-pressure laminate (laminate plus a ⅓" (0,8 mm) black backing).
- HPL technology consists of multiple layers of Kraft paper saturated with phenolic resin, a decorative layer of paper saturated with melamine resin, and a very thin top sheet of heavily saturated melamine resin. The high-pressure laminate sheet is then glued to a substrate (particleboard).
- HPL panels offer a good wear and impact resistance.
- HPL panels carry a 5-year warranty.

CONVERSION TABLE

SPECIFICATIONS

Metric dimensions are exact; imperial dimensions are nominal.

Nominal	Metric	Exact imp.	Nominal	Metric	Exact imp.	Nominal	Metric	Exact imp.
6	150	5.91	36	900	35.43	66	1650	64.96
7	175	6.89	37	925	36.42	67	1675	65.94
8	200	7.87	38	950	37.4	68	1700	66.93
9	225	8.86	39	975	38.39	69	1725	67.91
10	250	9.84	40	1000	39.37	70	1750	68.9
11	275	10.83	41	1025	40.35	71	1775	69.88
12	300	11.81	42	1050	41.34	72	1800	70.87
13	325	12.8	43	1075	42.32	73	1825	71.85
14	350	13.78	44	1100	43.31	74	1850	72.83
15	375	14.76	45	1125	44.29	75	1875	73.82
16	400	15.75	46	1150	45.28	76	1900	74.8
17	425	16.73	47	1175	46.26	77	1925	75.79
18	450	17.72	48	1200	47.24	78	1950	76.77
19	475	18.7	49	1225	48.23	79	1975	77.76
20	500	19.69	50	1250	49.21	80	2000	78.74
21	525	20.67	51	1275	50.2	81	2025	79.72
22	550	21.62	52	1300	51.18	82	2050	80.71
23	575	22.64	53	1325	52.17	83	2075	81.69
24	600	23.62	54	1350	53.15	84	2100	82.68
25	625	24.61	55	1375	54.13	85	2125	83.68
26	650	25.59	56	1400	55.12	86	2150	84.65
27	675	26.57	57	1425	56.1	87	2175	85.63
28	700	27.56	58	1450	57.09	88	2200	86.61
29	725	28.54	59	1475	58.07	89	2225	87.6
30	750	29.53	60	1500	59.06	90	2250	88.58
31	775	30.51	61	1525	60.04	96	2400	94.49
32	800	31.5	62	1550	61.02	120	3000	118.11
33	825	32.48	63	1575	62.01	126	3150	124.02
34	850	33.46	64	1600	62.99	144	3600	141.73
35	875	34.45	65	1625	63.96			



Office Furniture Solutions

Founded in 1956, Groupe Lacasse is a North American leader in the design, manufacture and service of a broad range of high-quality furniture products for all types of work environments. We have the experience, expertise and capability to deliver incomparable design, exceptional quality, optimum service and outstanding value in Office Furniture Solutions.



1-888-522-2773

www.grounelacasse.com



Groupe Lacasse has achieved GREENGUARD GOLD Certification.

GREENGUARD Certified products are certified to GREENGUARD standards for low chemical emissions into indoor air during product usage. For more information, visit ul.com/gg.